



information



formation



recherche



*coopération
internationale*

SURVIVAL PROBABILITIES
FOR CANCER CASES REPORTED
BETWEEN 1984 AND 1998 IN QUEBEC

Observed & Relative Survival

INSTITUT NATIONAL DE SANTÉ PUBLIQUE DU QUÉBEC

SURVIVAL PROBABILITIES
FOR CANCER CASES REPORTED
BETWEEN 1984 AND 1998 IN QUEBEC

Observed & Relative Survival

DIRECTION PLANIFICATION, RECHERCHE ET INNOVATION
UNITÉ CONNAISSANCE-SURVEILLANCE

SEPTEMBER 2003

AUTHORS

Rabiâ Louchini
*Unité Connaissance-surveillance
Direction Planification, recherche et innovation
Institut national de santé publique du Québec*

Michel Beaupré
*Direction de la promotion de la santé et du bien-être
Ministère de la Santé et des Services sociaux*

TABLES, FIGURES AND PAGE LAYOUT

Line Mailloux

SUGGESTED REFERENCE

Louchini, R., Beaupré, M. (2003). *Survival Probabilities for Cancer Cases Reported between 1984 and 1998 in Quebec*. Institut national de santé publique du Québec.

This document is available in its entirety on the INSPQ Web site: <http://www.inspq.qc.ca>

Ce document est aussi disponible en français sur le site Web de l'Institut national de santé publique du Québec au <http://www.inspq.qc.ca> sous le titre « La survie reliée au cancer pour les nouveaux cas déclarés au Québec, de 1984 à 1998, Survie observée et survie relative ».

Reproduction for non-commercial purposes is permitted, provided the source is acknowledged.

GRAPHIC DESIGN
MARIE PIER ROY

DOCUMENT FILED WITH *SANTÉCOM* (<http://www.santecom.qc.ca>)
CODE: INSPQ-2003-044

LEGAL DEPOSIT: 4TH QUARTER 2003
BIBLIOTHÈQUE NATIONALE DU QUÉBEC
NATIONAL LIBRARY OF CANADA
ISBN 2-550-41543-4

©Institut national de santé publique du Québec (2003)

ACKNOWLEDGEMENTS

We would like to thank all those who contributed to this report in any way. Special thanks go to Mr. Robert Pampalon and Mr. Denis Hamel from the Institut national de santé publique du Québec (INSPQ) for their invaluable contribution to this report. For their input in the development of this final document, we would like to thank Ms Danielle St-Laurent from INSPQ, Ms Marie Rochette from the Ministère de la Santé et des Services sociaux, Ms Ghislaine Villeneuve from Statistics Canada, Mr. Larry Ellison from Statistics Canada, and Mr. Robert Choinière from INSPQ.

FOREWORD

In May 2002, in cooperation with the Ministère de la Santé et Services sociaux, the Institut national de santé publique du Québec (INSPQ) published survival tables for the four main cancer sites—lung, breast (female), colorectal, and prostate—for cases reported to the Quebec Cancer Registry (QCR) in 1992. These cases were used to calculate the relative survival probability five years after diagnosis.

The study was designed to measure the quality of the incidence and mortality data used to calculate survival probabilities and determine vital status. It has also served to illustrate the decisive impact of data quality on results. Data was also compared with the five year relative survival probabilities in other Canadian provinces despite the fact that Quebec does not establish the date of diagnosis in the same manner and draws its incidence information from a different source.

This report is a continuation of the overall project. Here, survival probabilities have been calculated for all cancer sites reported to the Quebec Cancer Registry between 1984 and 1998, according to cancer site, age, and sex. Pediatric cancers have been analyzed separately. Moreover, survival probabilities have not been calculated exclusively for five year periods as in the previous report, but rather for 1, 3, 5, 8, and 10 year periods (according to availability).

CONTENTS

| | |
|--|-----------|
| 1. INTRODUCTION | 1 |
| 2. METHOD | 3 |
| 3. RESULTS, ADULT PATIENTS | 5 |
| Population | 5 |
| Summary | 6 |
| Results by site | 12 |
| Lip (ICD-9 140) | 12 |
| Tongue (ICD-9 141) | 14 |
| Salivary glands (ICD-9 142)..... | 16 |
| Gum (ICD-9 143) | 18 |
| Floor of mouth (ICD-9 144)..... | 20 |
| Other and unspecified parts of mouth (ICD-9 145)..... | 22 |
| Oropharynx (ICD-9 146) | 24 |
| Nasopharynx (ICD-9 147)..... | 26 |
| Hypopharynx (ICD-9 148)..... | 28 |
| Other and ill-defined sites within the lip, oral cavity, and pharynx (ICD-9 149)..... | 30 |
| Oesophagus (ICD-9 150)..... | 32 |
| Stomach (ICD-9 151) | 34 |
| Small intestine (ICD-9 152)..... | 36 |
| Colo rectal (ICD-9 153-154)..... | 38 |
| Liver (ICD-9 155) | 40 |
| Biliary tract (ICD-9 156) | 42 |
| Pancreas (ICD-9 157)..... | 44 |
| Retroperitoneum and peritoneum (ICD-9 158) | 46 |
| Other and ill-defined sites within the digestive organs and peritoneum (ICD-9 159) | 48 |
| Nasal cavities (ICD-9 160)..... | 50 |
| Larynx (ICD-9 161) | 52 |
| Lung (ICD-9 162) | 54 |
| Pleura (ICD-9 163)..... | 56 |
| Thymus, heart, and mediastinum (ICD-9 164) | 58 |
| Bone (ICD-9 170)..... | 60 |
| Soft tissues (ICD-9 171) | 62 |
| Melanoma of skin (ICD-9 172)..... | 64 |
| Female breast (ICD-9 174)..... | 66 |
| Male breast (ICD-9 175) | 68 |
| Uterus, part unspecified (ICD-9 179)..... | 70 |
| Cervix uteri (ICD-9 180)..... | 72 |

| | |
|--|------------|
| Placenta (ICD-9 181) | 74 |
| Corpus uteri (ICD-9 182)..... | 76 |
| Ovary (ICD-9 183)..... | 78 |
| Vagina and vulva (ICD-9 184)..... | 80 |
| Prostate (ICD-9 185)..... | 82 |
| Testis (ICD-9 186)..... | 84 |
| Penis (ICD-9 187) | 86 |
| Bladder (ICD-9 188)..... | 88 |
| Kidney (ICD-9 189) | 90 |
| Eye (ICD-9 190) | 92 |
| Brain (ICD-9 191)..... | 94 |
| Other and unspecified parts of nervous system (ICD-9 192) | 96 |
| Thyroid gland (ICD-9 193) | 98 |
| Other endocrine glands and related structures (ICD-9 194)..... | 100 |
| Lymphosarcoma and reticulosarcoma (ICD-9 200)..... | 102 |
| Hodgkin's disease (ICD-9 201)..... | 104 |
| Other malignant neoplasms of lymphoid and histiocytic tissue (ICD-9 202) | 106 |
| Multiple myeloma (ICD-9 203) | 108 |
| Leukemia (ICD-9 204-208) | 110 |
| 4. CHILDHOOD CANCERS RESULTS | 113 |
| Results by site | 113 |
| Nasopharynx (children) (ICD-9 147) | 113 |
| Bone (children) (ICD-9 170)..... | 114 |
| Ovary (children) (ICD-9 183)..... | 116 |
| Testis (children) (ICD-9 186)..... | 118 |
| Kidney (children) (ICD-9 189) | 120 |
| Brain (children) (ICD-9 191)..... | 122 |
| Hodgkin's disease (children) (ICD-9 201)..... | 124 |
| Leukemia (children) (ICD-9 204-208) | 126 |
| 5. DISCUSSION | 129 |
| 6. REFERENCES | 131 |
| APPENDIX 1 | 133 |

1. INTRODUCTION

Definition

In general, survival refers to the amount of time that elapses between the initial diagnosis of cancer and the patient's death. The estimated survival period for a cancer, along with incidence and mortality, is the main tool used to measure a patient's health and guide cancer monitoring and control initiatives. More specifically, survival time is an important means of measuring the effectiveness of the treatment and care a patient receives and the success of initiatives to promote early diagnosis.

As opposed to a general clinical study of survival addressing a narrow target group, this cancer study addresses all patient groups, making it possible to evaluate the resources needed for cancer treatment and rehabilitation.

This document presents survival probabilities at 1, 3, 5, 8, and 10 year periods. These periods correspond to distinct phases of the disease. One-year survival data illustrates either the success of steps taken immediately to control cancer or the progression of the disease since initial diagnosis. Five- and ten-year survival probabilities, on the other hand, indicate remission and recovery. As a general rule, the older the patient at the time of diagnosis, the shorter the estimated survival period.

Interpretation of Survival

The results obtained from the survival tables serve several purposes. First, they can be used to compare the relative lethality of various cancer sites. The shorter the average survival period for a particular cancer site, the higher its lethality. The results also illustrate that a patient's sex and age at the time of diagnosis have a major impact on the estimated survival period.

Two other factors also affect estimated survival—the severity or stage of the disease at the time of diagnosis and the effectiveness of treatment—although the relative weight of these two factors is not known. Naturally, detecting cancer at an early stage of development and providing effective treatment contribute to a longer survival period.

When changes in survival are observed, they must be analyzed in conjunction with any changes in incidence and mortality. If an increase in survival accompanies an increase in incidence but has little effect on mortality, it may be due to earlier diagnosis but not necessarily more effective treatment. If an increase in survival accompanies a drop in mortality without any significant change in incidence, it can be deduced that treatment has become more effective. Should both survival and incidence rise while mortality falls, it would stand to reason that both early detection and treatment have improved.

A number of other factors also come into play when interpreting and explaining survival statistics, such as preventive measures like mammograms and Pap tests, the impact of a change in mortality due to other causes of death, the availability of treatment that can begin immediately after diagnosis, and public awareness about the importance of prevention.

Limits and Significance of Results

Certain factors are inherent to the data used to calculate survival tables and must be taken into consideration because of their dramatic impact on results. Neither the stage of the cancer (severity at the time of diagnosis) nor the size of the tumor are recorded in the Quebec Cancer Registry, which is used to record incidence and moment of diagnosis. This information gap reflects the major hurdles that must be overcome for accurate data collection (specialized resources, standardized interpretation of tissue samples, consensus on coding standards). As a result, the expected survival probability calculated for each cancer site is slightly skewed as it represents an average of all cases at all stages of the disease.

Furthermore, the actual date of diagnosis is not always available because the Quebec Cancer Registry collects its information from hospitalization and day surgery records. Of course, depending on the type of cancer, a patient may not require hospitalization or day surgery for quite some time after diagnosis. In some cases, hospitalization is only required at an advanced or terminal stage of the disease. This factor applies to some types of cancer more than others. Cases treated on an out-patient basis are absent from the registry, which limits the accuracy of the registry and results in calculations that may be below the actual survival probability. These factors affecting data quality were thoroughly documented in the previous report on survival in Quebec (Louchini, 2002).

In 1996, a study was conducted on the registry's completeness. Despite the fact that a single source of information is used for the registry, the results were excellent, at least for histopathologically confirmed cases, which account for some 80% of all cancers. In fact, the reporting of new histopathologically confirmed cases was deemed accurate to within 92% (Brisson et al., 2003). The only two sites for which reporting to the registry was relatively low were prostate cancer, at 68%, and skin cancer, at 65%. When these two cancer sites are excluded, the registry is complete to within 96% (Brisson et al., 2003). As for histopathologically unconfirmed cases, the quality of the data and the accuracy of the date of diagnosis remain unknown.

All these factors affecting the quality of the data available must be taken into consideration when interpreting the results.

Objective

This report presents the observed and relative survival probabilities for each cancer site (ICD-9, 140 to 208). The results are presented in two sections, the first for adult patients and the second for children. The study was based on all cancer cases reported to the cancer registry between 1984 and 1998 inclusively.

2. METHOD

Eligibility Criteria

This study was based on newly diagnosed cancer cases that were reported to the cancer registry. The cases retained were the first primary tumors* reported between 1984 and 1998 inclusively in individuals under the age of 100 at the time of diagnosis. Subsequent primary cancers were excluded. Also excluded from the study were cases missing information as to the patient's sex, date of birth (no year), or date of diagnosis (no year), and the few cases in which the sex of the patient and the cancer site were incompatible, the date of diagnosis preceded the date of birth, or the date of death preceded the date of diagnosis.

Estimated Relative Survival

For this analysis, relative survival has been used to estimate any overstatement of mortality or net survival for a given cancer. Relative survival is a ratio between the observed survival of a group of cancer patients and the expected survival of a comparable group of individuals from the general population of the same sex, age, and period structure who are theoretically cancer-free. Relative survival has been calculated using a SAS program developed by Paul Dickman (2002).

Observed survival probabilities have been calculated according to the actuarial method, meaning a ratio between the number of survivors at the end of the study period and the number of cases at the beginning of the period.

To estimate the expected survival probability, we have used three mortality tables for Quebec's general population. These tables are Statistics Canada publications. The 1986 and 1991 mortality tables provide information on expected survival according to sex and age up to 85 years of age or over. The 1996 tables, on the other hand, provide the information according to sex and age up to 109 years of age or over (Statistics Canada, 1990; Millar et al., 1995; Duchesne et al., 2002). Since data on expected survival is only provided up to age 84 in the 1986 and 1991 tables, Statistics Canada has extended its mortality tables (Ellison et al., 2002) to the age of 99 according to the method proposed by Dickman et al. in 1998. To estimate the expected survival period for each individual, we have used the Ederer II formula (Ederer and Heise, 1959). The 1986 mortality table has been used to estimate the expected survival probability from 1984 to 1988, the 1991 table has been used for 1989 to 1993, and the 1996 table for 1994 to 1999.

Incidence and Mortality Data

The data on the incidence of cancer diagnosed in Quebec between 1984 and 1998 inclusively has been taken from the Quebec Cancer Registry (QCR). The QCR, it should be noted, is developed using hospitalization and day surgery records. The date of diagnosis recorded in the QCR is defined as the date of discharge from the hospital.

To determine the vital status of a cancer patient whose case has been reported to the QCR, the incidence file must be linked with the Quebec Deaths File for 1984 to 1999. The linkage of these two files is described in the report "Cancer Survival of Newly Diagnosed Cases, Quebec 1992" (Louchini, 2002), with a section discussing data quality.

Period

The observed and relative survival estimates have been calculated over a maximum period of 15 years. For each cancer site, a table summarizes the estimated observed and relative survival

* The original cancer site, from which cancer cells can spread to other parts of the body through the lymphatic system and create secondary cancer sites or metastases

probabilities at 1, 3, 5, 8, and 10 years after diagnosis, by age, sex, and diagnosis period. Five three-year periods have been used: 1984 to 1986, 1987 to 1989, 1990 to 1992, 1993 to 1995, and 1996 to 1998. Given that vital status information is available only up to 1999, the five-year survival for the 1993–1995 period has actually been calculated only for 1993–1994. Likewise, the three-year survival period for 1996–1998 has actually been calculated only for 1996. Age groups have been established as per the EUROCARE Study (Berrino et al., 1999; Berrino et al., 1995). For adults, the age groups are as follows: 15 to 44, 45 to 54, 55 to 64, 65 to 74, and 75 to 99. For children, however, age groups differ for each cancer site.

Also illustrated is the estimated relative survival for each sex according to diagnosis period and age group, along with the confidence interval in order to show the accuracy of the estimate.

Analysis

Although we have shown the survival estimates for all cancer sites, only certain sites are accompanied by a descriptive analysis. The adult cancers that have been analyzed are listed in the following table:

| ICD-9 | Site |
|-----------|---|
| 140 | Lip |
| 141 | Tongue |
| 142 | Salivary glands |
| 150 | Oesophagus |
| 151 | Stomach |
| 153-154 | Colo rectal |
| 155 | Liver |
| 157 | Pancreas |
| 159 | Digestive organs and peritoneum (other and ill-defined sites) |
| 161 | Larynx |
| 162 | Lung |
| 172 | Melanoma of skin |
| 174 | Female breast |
| 180 | Cervix uteri |
| 182 | Corpus uteri |
| 183 | Ovary |
| 184 | Vagina and vulva |
| 185 | Prostate |
| 186 | Testis |
| 188 | Bladder |
| 189 | Kidney |
| 191 | Brain |
| 200 | Lymphosarcoma et reticulosarcoma |
| 201 | Hodgkin's disease |
| 202 | Lymphoid and histiocytic tissue |
| 204 à 208 | Leukemia |

While observed survival and relative survival estimates are presented side by side, only relative survival has been analyzed. In our comparisons (by age or period), we have therefore provided confidence intervals in order to differentiate between comparison groups. Indeed, when confidence intervals do not overlap, a significant difference between study groups is clearly evident.

3. RESULTS, ADULT PATIENTS

Population

The number of new cases and the number of deaths among these cases during a given study period, by cancer site and sex, are presented in the table below. Lung cancer is the leading cancer in men in terms of incidence and mortality. Over the 15 year study period, 46,984 new cases of primary lung cancer (25%) were reported and 39,976 (35%) of the patients died within five years. Prostate cancer was the second most common in men, with 35,206 new cases reported (19%) and 13,547 deaths (12%). New cases of colorectal cancer rated third (15%), followed by bladder cancer (7%), stomach cancer (4%), kidney cancer (3%), leukemia (3%), and pancreatic cancer (3%).

For women, the incidence of first primary breast cancer topped the charts with 52,622 new cases (30%), although lung cancer had the highest number of deaths, at 16,740 (21%). The second highest incidence was colorectal cancer with 25,620 new cases (15%), followed by lung cancer with 20,077 new cases (12%) and endometrial cancer with 9,712 new cases (6%).

From the total number of new cases studied, only four were excluded due to incompatibility between sex and cancer site (report of three new cases of female breast cancer in male patients and one new case of testicular cancer in a female patient).

See the appendix for the number of new cases and related deaths by diagnosis period, sex, and age.

Number of cases studied and deaths within five years of diagnosis, adults aged 15 to 99, Quebec, 1984 to 1994

| ICD-9 | Site | Males | | | | Females | | | |
|---------|---|-----------------|------|------------------|------|-----------------|------|------------------|------|
| | | Number of cases | % | Number of deaths | % | Number of cases | % | Number of deaths | % |
| 140 | Lip | 1,161 | 0.6 | 339 | 0.3 | 179 | 0.1 | 27 | 0.0 |
| 141 | Tongue | 1,353 | 0.7 | 826 | 0.7 | 495 | 0.3 | 231 | 0.3 |
| 142 | Salivary glands | 522 | 0.3 | 219 | 0.2 | 399 | 0.2 | 114 | 0.1 |
| 143 | Gum | 199 | 0.1 | 116 | 0.1 | 114 | 0.1 | 52 | 0.1 |
| 144 | Floor of mouth | 659 | 0.3 | 374 | 0.3 | 196 | 0.1 | 86 | 0.1 |
| 145 | Other and unspecified parts ou mouth | 639 | 0.3 | 394 | 0.4 | 282 | 0.2 | 116 | 0.1 |
| 146 | Oropharynx | 948 | 0.5 | 551 | 0.5 | 292 | 0.2 | 139 | 0.2 |
| 147 | Nasopharynx | 347 | 0.2 | 202 | 0.2 | 118 | 0.1 | 61 | 0.1 |
| 148 | Hypopharynx | 755 | 0.4 | 539 | 0.5 | 136 | 0.1 | 92 | 0.1 |
| 149 | Lip, oral cavity and pharynx (other and ill-defined) | 429 | 0.2 | 309 | 0.3 | 131 | 0.1 | 86 | 0.1 |
| 150 | Oesophagus | 2,222 | 1.2 | 1,927 | 1.7 | 834 | 0.5 | 689 | 0.9 |
| 151 | Stomach | 7,061 | 3.7 | 5,583 | 5.0 | 4,345 | 2.5 | 3,281 | 4.2 |
| 152 | Small intestine | 489 | 0.3 | 315 | 0.3 | 472 | 0.3 | 273 | 0.3 |
| 153-154 | Colo rectal | 26,106 | 13.8 | 13,677 | 12.2 | 25,620 | 14.7 | 12,787 | 16.3 |
| 155 | Liver | 2,089 | 1.1 | 1,890 | 1.7 | 1,051 | 0.6 | 913 | 1.2 |
| 156 | Biliary tract | 1,250 | 0.7 | 1,030 | 0.9 | 2,004 | 1.2 | 1,687 | 2.2 |
| 157 | Pancreas | 5,202 | 2.8 | 4,751 | 4.2 | 4,904 | 2.8 | 4,436 | 5.7 |
| 158 | Retroperitoneum and peritoneum | 336 | 0.2 | 241 | 0.2 | 462 | 0.3 | 288 | 0.4 |
| 159 | Digestive organs and peritoneum (other and ill-defined sites) | 558 | 0.3 | 492 | 0.4 | 633 | 0.4 | 554 | 0.7 |
| 160 | Nasal cavities | 352 | 0.2 | 173 | 0.2 | 252 | 0.1 | 111 | 0.1 |
| 161 | Larynx | 5,049 | 2.7 | 2,087 | 1.9 | 1,144 | 0.7 | 394 | 0.5 |
| 162 | Lung | 46,984 | 24.8 | 39,572 | 35.3 | 20,077 | 11.5 | 15,780 | 20.1 |
| 163 | Pleura | 839 | 0.4 | 746 | 0.7 | 259 | 0.1 | 226 | 0.3 |
| 164 | Thymus, heart and mediastinum | 273 | 0.1 | 161 | 0.1 | 196 | 0.1 | 102 | 0.1 |
| 170 | Bone | 566 | 0.3 | 258 | 0.2 | 436 | 0.3 | 152 | 0.2 |
| 171 | Soft tissues | 1,075 | 0.6 | 485 | 0.4 | 932 | 0.5 | 371 | 0.5 |
| 172 | Melanoma of skin | 2,263 | 1.2 | 808 | 0.7 | 2,481 | 1.4 | 558 | 0.7 |
| 174 | Female breast | . | . | . | . | 52,622 | 30.2 | 12,952 | 16.5 |
| 175 | Male breast | 366 | 0.2 | 121 | 0.1 | . | . | . | . |
| 179 | Uterus, part unspecified | . | . | . | . | 743 | 0.4 | 340 | 0.4 |
| 180 | Cervix uteri | . | . | . | . | 4,822 | 2.8 | 1,419 | 1.8 |
| 181 | Placenta | . | . | . | . | 47 | 0.0 | 5 | 0.0 |
| 182 | Corpus uteri | . | . | . | . | 9,712 | 5.6 | 2,183 | 2.8 |
| 183 | Ovary | . | . | . | . | 6,868 | 3.9 | 3,586 | 4.6 |

Survival Probabilities for Cancer Cases Reported between 1984 and 1998 in Quebec
Observed & Relative Survival

| ICD-9 | Site | Males | | | | Females | | | |
|---------|--|-----------------|--------------|------------------|--------------|-----------------|--------------|------------------|--------------|
| | | Number of cases | % | Number of deaths | % | Number of cases | % | Number of deaths | % |
| 184 | Vagina and vulva | . | . | . | . | 1,260 | 0.7 | 464 | 0.6 |
| 185 | Prostate | 35,206 | 18.6 | 13,157 | 11.7 | . | . | . | . |
| 186 | Testis | 1,793 | 0.9 | 165 | 0.1 | . | . | . | . |
| 187 | Penis | 394 | 0.2 | 159 | 0.1 | . | . | . | . |
| 188 | Bladder | 13,464 | 7.1 | 4,388 | 3.9 | 4,766 | 2.7 | 1,518 | 1.9 |
| 189 | Kidney | 6,071 | 3.2 | 2,879 | 2.6 | 4,082 | 2.3 | 1,757 | 2.2 |
| 190 | Eye | 401 | 0.2 | 141 | 0.1 | 329 | 0.2 | 80 | 0.1 |
| 191 | Brain | 3,561 | 1.9 | 2,718 | 2.4 | 2,820 | 1.6 | 2,120 | 2.7 |
| 192 | Nervous system (other and unspecified parts) | 214 | 0.1 | 92 | 0.1 | 201 | 0.1 | 74 | 0.1 |
| 193 | Thyroid gland | 944 | 0.5 | 170 | 0.2 | 2,759 | 1.6 | 289 | 0.4 |
| 194 | Other endocrine glands and related structures | 202 | 0.1 | 108 | 0.1 | 208 | 0.1 | 99 | 0.1 |
| 200 | Lymphosarcoma and reticulosarcoma | 2,563 | 1.4 | 1,485 | 1.3 | 2,217 | 1.3 | 1,136 | 1.4 |
| 201 | Hodgkin's disease | 1,687 | 0.9 | 384 | 0.3 | 1,307 | 0.8 | 254 | 0.3 |
| 202 | Other malignant neoplasms of lymphoid and histiocytic tissue | 4,983 | 2.6 | 2,579 | 2.3 | 4,499 | 2.6 | 2,117 | 2.7 |
| 203 | Multiple myeloma | 2,290 | 1.2 | 1,723 | 1.5 | 2,244 | 1.3 | 1,613 | 2.1 |
| 204-208 | Leukemia | 5,289 | 2.8 | 3,688 | 3.3 | 4,133 | 2.4 | 2,778 | 3.5 |
| | Overall | 189,154 | 100.0 | 112,022 | 100.0 | 174,083 | 100.0 | 78,390 | 100.0 |

Source : Quebec Cancer Registry.

Summary

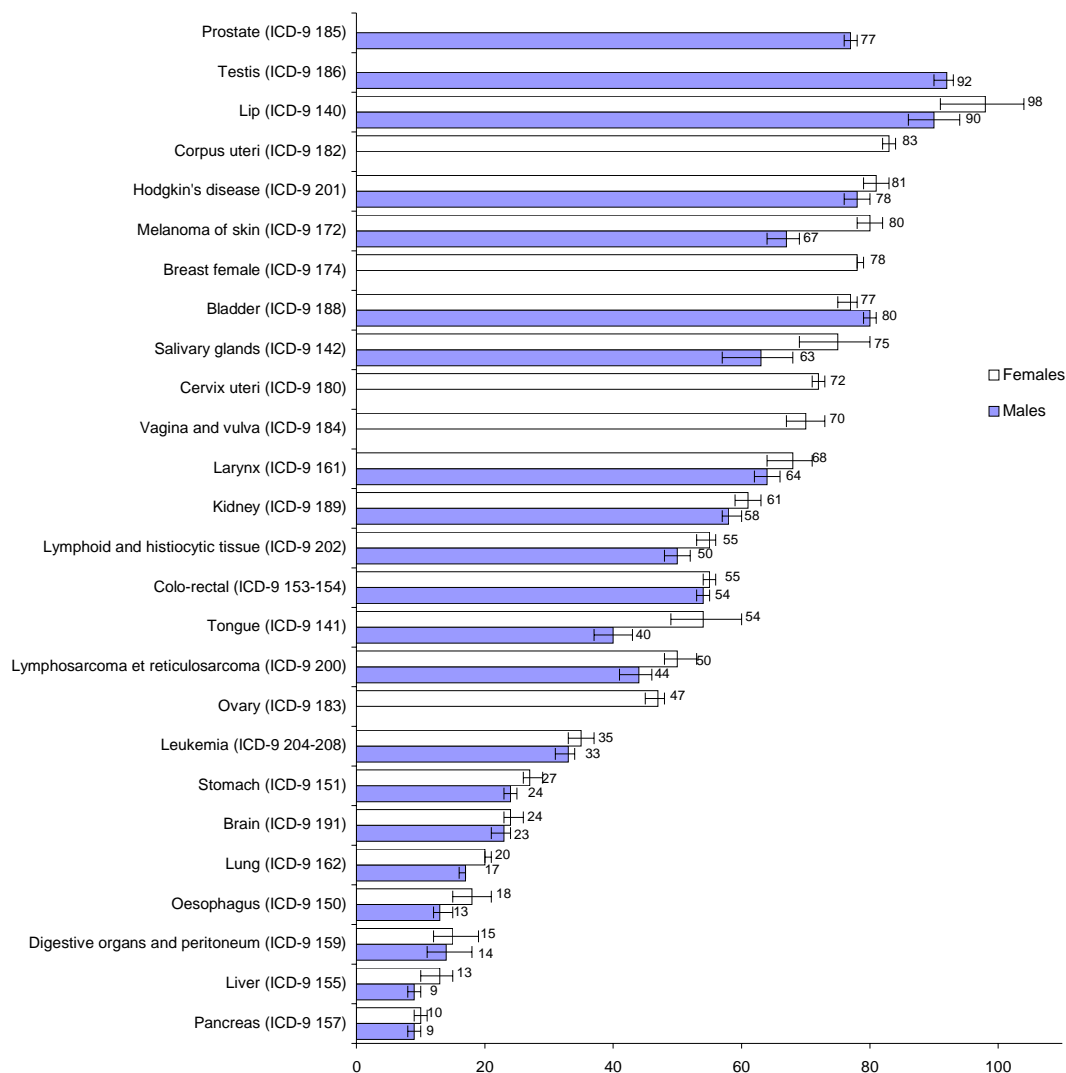
The five year relative survival probability is lowest for pancreatic cancer, at 9% for men (see figure below) and 10% for women. This was followed by liver cancer, at 9% for men and 13% for women. Both men and women diagnosed with cancer of unspecified digestive organs and the peritoneum (ICD-9 159), the esophagus (ICD-9 150), the lungs (ICD-9 162), the brain (ICD-9 191), or the stomach (ICD-9 151) had five year relative survival probabilities of under 30% (see figure below). However, for prostate, testicular, lip, and bladder cancer and Hodgkin's disease in men and lip, breast, endometrial, bladder, salivary gland, skin, cervical, and other genital organ cancers and Hodgkin's disease in women, the estimated relative survival probabilities were high, ranging from 70% to 98%.

Our findings show that estimated relative survival drops as age increases. Patients between the ages of 15 and 44 generally have better relative survival probabilities than those in the older age groups. This does not hold true, though, for prostate cancer or female breast cancer, for which the youngest age group has an estimated relative survival probability similar to that of the oldest age group. The following sections explain the results specific to each cancer site.

During the 15 years of the study, we noted that the estimated relative survival probability for common cancer sites was generally higher for women than men, with the exception of colorectal cancer (ICD-9 153-154), cancer of the gallbladder and extrahepatic bile ducts (ICD-9 156), pancreatic cancer (ICD-9 157), cancers of unspecified digestive organs and the peritoneum (ICD-9 159), cancer of the pleura (ICD-9 163), bladder cancer (ICD-9 188), and brain cancer (ICD-9 191). For these cancer sites, women were shown to have an equal or lower relative survival probability. For some cancer sites, the relative survival probability dropped continually until the end of the study period, while for others, the probability plateaued for a period of time that varied by cancer site. For example, the male survival probability plateaued for a seven year period for colorectal cancer and lung cancer and a nine year period for prostate cancer, the main cancer sites for men. For women, the period was eight years for colorectal cancer, 10 years for lung cancer, and 11 years for breast cancer.

In contrast, with the exception of a few cancer sites, the one and five year relative survival probabilities remained constant or nearly constant throughout the diagnosis period, defined as follows: 1984 to 1986, 1987 to 1989, 1990 to 1992, 1993 to 1995, and 1996 to 1998. Of the cancer sites discussed, the following showed improved relative survival probabilities according the period of diagnosis: skin melanoma (ICD-9 172), female breast cancer (ICD-9 174), cancer of the ovary and other uterine adnexae (ICD-9 183), prostate cancer (ICD-9 185), and testicular cancer (ICD-9 186).

Five-year relative survival (%) according to cancer site, adults aged 15 to 99, Quebec, 1984 to 1994



Source : Quebec Cancer Registry.

Five-year relative and observed survival (%) according to cancer site and diagnosis period, men aged 15 to 99, Quebec

| ICD-9 | Site | Period | | | | | | | |
|---------|---|---------|-----|---------|-----|---------|-----|---------|-----|
| | | 1984-86 | | 1987-89 | | 1990-92 | | 1993-94 | |
| | | obs | rel | obs | rel | obs | rel | obs | rel |
| 140 | Lip | 68 | 90 | 66 | 88 | 69 | 90 | 69 | 86 |
| 141 | Tongue | 32 | 37 | 30 | 35 | 37 | 43 | 37 | 42 |
| 142 | Salivary glands | 52 | 59 | 54 | 63 | 53 | 61 | 54 | 63 |
| 143 | Gum | 43 | 54 | 45 | 51 | 32 | 37 | 33 | 40 |
| 144 | Floor of mouth | 34 | 40 | 44 | 50 | 39 | 45 | 40 | 45 |
| 145 | Other and unspecified parts ou mouth | 33 | 42 | 35 | 40 | 32 | 37 | 35 | 40 |
| 146 | Oropharynx | 38 | 44 | 33 | 37 | 36 | 41 | 36 | 39 |
| 147 | Nasopharynx | 42 | 47 | 31 | 34 | 36 | 38 | 35 | 39 |
| 148 | Hypopharynx | 25 | 27 | 23 | 27 | 26 | 30 | 25 | 28 |
| 149 | Lip, oral cavity and pharynx (other and ill-defined) | 29 | 34 | 31 | 35 | 19 | 21 | 29 | 32 |
| 150 | Oesophagus | 11 | 13 | 11 | 14 | 10 | 12 | 12 | 14 |
| 151 | Stomach | 19 | 25 | 19 | 24 | 20 | 25 | 18 | 22 |
| 152 | Small intestine | 26 | 31 | 35 | 41 | 33 | 39 | 28 | 34 |
| 153-154 | Colo rectal | 42 | 53 | 42 | 53 | 43 | 53 | 45 | 56 |
| 155 | Liver | 4 | 5 | 7 | 8 | 7 | 8 | 8 | 9 |
| 156 | Biliary tract | 10 | 12 | 16 | 19 | 17 | 21 | 19 | 24 |
| 157 | Pancreas | 8 | 10 | 7 | 9 | 6 | 7 | 9 | 11 |
| 158 | Retroperitoneum and peritoneum | 30 | 34 | 24 | 27 | 16 | 18 | 26 | 28 |
| 159 | Digestive organs and peritoneum (other and ill-defined sites) | 14 | 18 | 10 | 12 | 10 | 13 | 8 | 11 |
| 160 | Nasal cavities | 41 | 48 | 52 | 61 | 39 | 45 | 45 | 52 |
| 161 | Larynx | 55 | 64 | 55 | 64 | 55 | 63 | 58 | 66 |
| 162 | Lung | 15 | 18 | 14 | 17 | 13 | 16 | 14 | 17 |
| 163 | Pleura | 12 | 15 | 11 | 13 | 6 | 7 | 6 | 7 |
| 164 | Thymus, coeur, médiastin | 28 | 30 | 36 | 38 | 32 | 36 | 47 | 50 |
| 170 | Bone | 48 | 52 | 53 | 57 | 51 | 56 | 52 | 56 |
| 171 | Soft tissues | 54 | 62 | 47 | 54 | 49 | 56 | 55 | 62 |
| 172 | Melanoma of skin | 52 | 57 | 64 | 70 | 58 | 65 | 62 | 70 |
| 175 | Male breast | 73 | 85 | 54 | 66 | 64 | 77 | 65 | 77 |
| 185 | Prostate | 50 | 70 | 50 | 69 | 58 | 77 | 66 | 84 |
| 186 | Testis | 81 | 83 | 88 | 89 | 91 | 93 | 92 | 93 |
| 187 | Penis and other male genital organs | 60 | 75 | 56 | 69 | 53 | 62 | 47 | 58 |
| 188 | Bladder | 63 | 80 | 62 | 78 | 65 | 80 | 65 | 81 |
| 189 | Kidney | 45 | 54 | 48 | 57 | 50 | 59 | 51 | 60 |
| 190 | Eye | 53 | 65 | 59 | 70 | 66 | 75 | 56 | 66 |
| 191 | Brain | 18 | 19 | 24 | 25 | 21 | 23 | 23 | 24 |
| 192 | Nervous system (other and unspecified parts) | 56 | 60 | 52 | 57 | 53 | 57 | 60 | 64 |
| 193 | Thyroid gland | 78 | 85 | 76 | 83 | 78 | 83 | 83 | 88 |
| 194 | Other endocrine glands and related structures | 33 | 37 | 33 | 36 | 42 | 45 | 55 | 59 |
| 200 | Lymphosarcoma and reticulosarcoma | 36 | 42 | 37 | 43 | 37 | 42 | 39 | 45 |
| 201 | Hodgkin's disease | 70 | 73 | 72 | 75 | 75 | 77 | 81 | 84 |
| 202 | Other malignant neoplasms of lymphoid and histiocytic tissue | 46 | 52 | 44 | 50 | 42 | 48 | 43 | 48 |
| 203 | Multiple myeloma | 17 | 21 | 15 | 19 | 19 | 23 | 17 | 21 |
| 204-208 | Leukemia | 24 | 30 | 25 | 31 | 26 | 32 | 29 | 36 |

Source : Quebec Cancer Registry.

Survival Probabilities for Cancer Cases Reported between 1984 and 1998 in Quebec
Observed & Relative Survival

Five-year relative and observed survival (%) according to cancer site and diagnosis period, women aged 15 to 99, Quebec

| ICD-9 | Site | Period | | | | | | | |
|---------|---|---------|-----|---------|-----|---------|-----|---------|-----|
| | | 1984-86 | | 1987-89 | | 1990-92 | | 1993-94 | |
| | | obs | rel | obs | rel | obs | rel | obs | rel |
| 140 | Lip | 84 | 94 | 89 | 96 | 82 | 100 | 85 | 98 |
| 141 | Tongue | 53 | 58 | 47 | 52 | 45 | 50 | 52 | 57 |
| 142 | Salivary glands | 70 | 77 | 67 | 73 | 59 | 64 | 74 | 81 |
| 143 | Gum | 45 | 50 | 42 | 46 | 46 | 51 | 68 | 74 |
| 144 | Floor of mouth | 61 | 64 | 48 | 54 | 53 | 57 | 52 | 56 |
| 145 | Other and unspecified parts of mouth | 51 | 56 | 59 | 65 | 48 | 53 | 57 | 65 |
| 146 | Oropharynx | 49 | 55 | 48 | 52 | 39 | 42 | 63 | 67 |
| 147 | Nasopharynx | 38 | 40 | 38 | 41 | 44 | 45 | 51 | 55 |
| 148 | Hypopharynx | 27 | 28 | 21 | 23 | 27 | 31 | 29 | 32 |
| 149 | Lip, oral cavity and pharynx (other and ill-defined) | 25 | 26 | 26 | 28 | 46 | 51 | 28 | 31 |
| 150 | Oesophagus | 11 | 14 | 17 | 20 | 12 | 15 | 15 | 17 |
| 151 | Stomach | 25 | 31 | 24 | 29 | 21 | 25 | 20 | 25 |
| 152 | Small intestine | 39 | 46 | 37 | 42 | 44 | 50 | 39 | 46 |
| 153-154 | Colo rectal | 47 | 56 | 46 | 54 | 46 | 54 | 48 | 57 |
| 155 | Liver | 8 | 10 | 12 | 13 | 8 | 9 | 13 | 14 |
| 156 | Biliary tract | 16 | 19 | 13 | 16 | 12 | 15 | 15 | 18 |
| 157 | Pancreas | 9 | 11 | 9 | 10 | 7 | 9 | 8 | 10 |
| 158 | Retroperitoneum and peritoneum | 28 | 31 | 32 | 34 | 29 | 31 | 39 | 41 |
| 159 | Digestive organs and peritoneum (other and ill-defined sites) | 11 | 14 | 15 | 19 | 15 | 19 | 8 | 12 |
| 160 | Nasal cavities | 51 | 56 | 52 | 59 | 65 | 70 | 48 | 56 |
| 161 | Larynx | 62 | 66 | 60 | 65 | 62 | 66 | 67 | 72 |
| 162 | Lung | 21 | 23 | 17 | 19 | 18 | 20 | 20 | 22 |
| 163 | Pleura | 11 | 12 | 12 | 15 | 9 | 10 | 13 | 14 |
| 164 | Thymus, coeur, médiastin | 33 | 34 | 58 | 60 | 54 | 57 | 44 | 47 |
| 170 | Bone | 59 | 63 | 68 | 74 | 60 | 64 | 62 | 66 |
| 171 | Soft tissues | 57 | 61 | 60 | 66 | 56 | 61 | 56 | 63 |
| 172 | Melanoma of skin | 71 | 77 | 77 | 82 | 72 | 77 | 77 | 83 |
| 174 | Female breast | 68 | 75 | 70 | 76 | 71 | 78 | 74 | 81 |
| 179 | Uterus, part unspecified | 59 | 64 | 58 | 64 | 45 | 50 | 47 | 52 |
| 180 | Cervix uteri | 70 | 74 | 67 | 71 | 67 | 70 | 71 | 74 |
| 182 | Corpus uteri | 75 | 82 | 75 | 83 | 75 | 83 | 77 | 85 |
| 183 | Ovary | 40 | 43 | 42 | 44 | 41 | 44 | 46 | 50 |
| 184 | Vagina and vulva | 60 | 71 | 58 | 67 | 60 | 70 | 60 | 71 |
| 188 | Bladder | 67 | 78 | 64 | 75 | 63 | 74 | 67 | 78 |
| 189 | Kidney | 50 | 57 | 56 | 62 | 53 | 60 | 55 | 63 |
| 190 | Eye | 75 | 83 | 71 | 78 | 68 | 76 | 78 | 86 |
| 191 | Brain | 23 | 24 | 21 | 23 | 22 | 23 | 27 | 28 |
| 192 | Nervous system (other and unspecified parts) | 66 | 67 | 69 | 73 | 49 | 51 | 66 | 71 |
| 193 | Thyroid gland | 85 | 89 | 85 | 89 | 89 | 92 | 89 | 93 |
| 194 | Other endocrine glands and related structures | 42 | 44 | 49 | 50 | 55 | 58 | 52 | 55 |
| 200 | Lymphosarcoma and reticulosarcoma | 42 | 48 | 41 | 47 | 43 | 49 | 48 | 54 |
| 201 | Hodgkin's disease | 75 | 77 | 80 | 82 | 75 | 76 | 85 | 87 |
| 202 | Other malignant neoplasms of lymphoid and histiocytic tissue | 50 | 55 | 47 | 53 | 49 | 55 | 51 | 57 |
| 203 | Multiple myeloma | 26 | 31 | 20 | 23 | 19 | 22 | 22 | 26 |
| 204-208 | Leukemia | 29 | 34 | 27 | 33 | 30 | 36 | 29 | 35 |

Source : Quebec Cancer Registry.

Five-year relative and observed survival (%) according to cancer site and age at the time of diagnosis, men, Quebec, 1984 to 1994

| ICD-9 | Site | Age class | | | | | | | | | |
|---------|---|-----------|-----|-------|-----|-------|-----|-------|-----|-----|-----|
| | | 15-44 | | 45-54 | | 55-64 | | 65-74 | | 75+ | |
| | | obs | rel | obs | rel | obs | rel | obs | rel | obs | rel |
| 140 | Lip | 92 | 92 | 88 | 91 | 81 | 88 | 74 | 92 | 48 | 88 |
| 141 | Tongue | 57 | 58 | 45 | 46 | 34 | 37 | 27 | 33 | 19 | 33 |
| 142 | Salivary glands | 85 | 86 | 73 | 74 | 54 | 59 | 40 | 50 | 28 | 48 |
| 143 | Gum | 31 | 31 | 73 | 74 | 40 | 44 | 39 | 48 | 26 | 44 |
| 144 | Floor of mouth | 50 | 50 | 57 | 59 | 36 | 39 | 35 | 43 | 29 | 47 |
| 145 | Other and unspecified parts of mouth | 38 | 39 | 41 | 43 | 42 | 46 | 30 | 37 | 20 | 36 |
| 146 | Oropharynx | 50 | 50 | 46 | 48 | 38 | 41 | 33 | 40 | 15 | 23 |
| 147 | Nasopharynx | 58 | 59 | 40 | 41 | 33 | 36 | 29 | 36 | 17 | 21 |
| 148 | Hypopharynx | 56 | 57 | 34 | 35 | 26 | 28 | 21 | 25 | 16 | 27 |
| 149 | Lip, oral cavity and pharynx (other and ill-defined) | 50 | 50 | 42 | 43 | 23 | 25 | 24 | 30 | 8 | 12 |
| 150 | Oesophagus | 16 | 17 | 16 | 17 | 13 | 14 | 10 | 13 | 7 | 11 |
| 151 | Stomach | 26 | 27 | 29 | 30 | 24 | 27 | 18 | 23 | 12 | 21 |
| 152 | Small intestine | 34 | 34 | 43 | 45 | 45 | 49 | 22 | 27 | 16 | 28 |
| 153-154 | Colo rectal | 56 | 57 | 54 | 55 | 50 | 55 | 44 | 54 | 30 | 53 |
| 155 | Liver | 21 | 21 | 15 | 15 | 7 | 8 | 6 | 7 | 4 | 6 |
| 156 | Biliary tract | 34 | 35 | 24 | 24 | 21 | 22 | 15 | 19 | 9 | 16 |
| 157 | Pancreas | 20 | 20 | 10 | 10 | 8 | 9 | 7 | 9 | 5 | 9 |
| 158 | Retroperitoneum and peritoneum | 51 | 51 | 29 | 29 | 21 | 23 | 18 | 21 | 9 | 16 |
| 159 | Digestive organs and peritoneum (other and ill-defined sites) | 23 | 23 | 13 | 13 | 12 | 12 | 14 | 16 | 7 | 12 |
| 160 | Nasal cavities | 46 | 47 | 57 | 59 | 50 | 54 | 48 | 58 | 27 | 45 |
| 161 | Larynx | 78 | 79 | 64 | 66 | 60 | 66 | 52 | 64 | 31 | 52 |
| 162 | Lung | 20 | 20 | 18 | 19 | 18 | 19 | 13 | 16 | 7 | 12 |
| 163 | Pleura | 13 | 13 | 14 | 14 | 8 | 8 | 6 | 8 | 7 | 10 |
| 164 | Thymus, coeur, médiastin | 54 | 55 | 37 | 39 | 31 | 33 | 19 | 21 | 20 | 34 |
| 170 | Bone | 65 | 65 | 58 | 60 | 56 | 59 | 36 | 44 | 16 | 26 |
| 171 | Soft tissues | 62 | 63 | 68 | 70 | 55 | 60 | 45 | 55 | 28 | 48 |
| 172 | Melanoma of skin | 73 | 74 | 63 | 65 | 61 | 67 | 53 | 65 | 32 | 54 |
| 175 | Male breast | 46 | 47 | 74 | 76 | 75 | 82 | 59 | 72 | 50 | 82 |
| 185 | Prostate | 66 | 67 | 78 | 81 | 78 | 85 | 66 | 81 | 37 | 65 |
| 186 | Testis | 92 | 93 | 88 | 90 | 87 | 91 | 46 | 54 | 22 | 30 |
| 187 | Penis and other male genital organs | 56 | 57 | 72 | 74 | 72 | 78 | 58 | 72 | 31 | 56 |
| 188 | Bladder | 92 | 93 | 87 | 90 | 76 | 83 | 65 | 80 | 39 | 69 |
| 189 | Kidney | 68 | 69 | 61 | 63 | 57 | 63 | 45 | 56 | 28 | 48 |
| 190 | Eye | 77 | 78 | 72 | 74 | 66 | 72 | 54 | 67 | 33 | 60 |
| 191 | Brain | 50 | 50 | 20 | 20 | 11 | 12 | 5 | 6 | 7 | 11 |
| 192 | Nervous system (other and unspecified parts) | 64 | 65 | 71 | 72 | 65 | 69 | 29 | 36 | 23 | 38 |
| 193 | Thyroid gland | 94 | 94 | 85 | 87 | 81 | 86 | 55 | 68 | 40 | 60 |
| 194 | Other endocrine glands and related structures | 57 | 57 | 58 | 60 | 42 | 46 | 29 | 36 | 13 | 16 |
| 200 | Lymphosarcoma and reticulosarcoma | 51 | 51 | 46 | 48 | 43 | 47 | 32 | 39 | 20 | 34 |
| 201 | Hodgkin's disease | 86 | 86 | 72 | 74 | 66 | 72 | 42 | 52 | 11 | 19 |
| 202 | Other malignant neoplasms of lymphoid and histiocytic tissue | 58 | 59 | 58 | 60 | 50 | 54 | 32 | 39 | 18 | 31 |
| 203 | Multiple myeloma | 38 | 39 | 31 | 32 | 21 | 23 | 18 | 22 | 7 | 13 |
| 204-208 | Leukemia | 35 | 35 | 33 | 35 | 31 | 34 | 26 | 32 | 17 | 31 |

Source : Quebec Cancer Registry.

Survival Probabilities for Cancer Cases Reported between 1984 and 1998 in Quebec
Observed & Relative Survival

Five-year relative and observed survival (%) according to cancer site and age at the time of diagnosis, women, Quebec, 1984 to 1994

| ICD-9 | Site | Age class | | | | | | | | | |
|---------|---|-----------|-----|-------|-----|-------|-----|-------|-----|-----|-----|
| | | 15-44 | | 45-54 | | 55-64 | | 65-74 | | 75+ | |
| | | obs | rel | obs | rel | obs | rel | obs | rel | obs | rel |
| 140 | Lip | 100 | 100 | 94 | 94 | 92 | 93 | 91 | 95 | 68 | 99 |
| 141 | Tongue | 70 | 70 | 62 | 63 | 63 | 65 | 45 | 50 | 21 | 30 |
| 142 | Salivary glands | 88 | 88 | 84 | 85 | 61 | 64 | 65 | 72 | 44 | 61 |
| 143 | Gum | 86 | 86 | 62 | 63 | 60 | 61 | 50 | 53 | 36 | 49 |
| 144 | Floor of mouth | 100 | 100 | 69 | 70 | 66 | 68 | 46 | 49 | 23 | 34 |
| 145 | Other and unspecified parts ou mouth | 86 | 86 | 63 | 64 | 63 | 66 | 52 | 57 | 30 | 43 |
| 146 | Oropharynx | 73 | 73 | 67 | 68 | 53 | 55 | 37 | 42 | 32 | 39 |
| 147 | Nasopharynx | 78 | 78 | 61 | 62 | 32 | 33 | 18 | 20 | 25 | 30 |
| 148 | Hypopharynx | 50 | 50 | 28 | 28 | 31 | 32 | 32 | 35 | 10 | 13 |
| 149 | Lip, oral cavity and pharynx (other and ill-defined) | 80 | 80 | 45 | 45 | 40 | 42 | 14 | 15 | 18 | 24 |
| 150 | Oesophagus | 29 | 29 | 23 | 23 | 17 | 18 | 15 | 17 | 13 | 18 |
| 151 | Stomach | 31 | 31 | 37 | 38 | 28 | 29 | 24 | 27 | 16 | 25 |
| 152 | Small intestine | 51 | 51 | 54 | 55 | 45 | 47 | 38 | 42 | 28 | 40 |
| 153-154 | Colo rectal | 60 | 60 | 57 | 58 | 56 | 58 | 50 | 56 | 35 | 52 |
| 155 | Liver | 26 | 26 | 21 | 22 | 14 | 15 | 11 | 12 | 6 | 8 |
| 156 | Biliary tract | 24 | 24 | 23 | 23 | 16 | 17 | 13 | 14 | 12 | 18 |
| 157 | Pancreas | 22 | 22 | 14 | 14 | 10 | 10 | 8 | 8 | 6 | 9 |
| 158 | Retroperitoneum and peritoneum | 64 | 64 | 51 | 52 | 36 | 38 | 22 | 24 | 8 | 11 |
| 159 | Digestive organs and peritoneum (other and ill-defined sites) | 38 | 38 | 20 | 20 | 25 | 26 | 10 | 11 | 8 | 13 |
| 160 | Nasal cavities | 73 | 73 | 47 | 48 | 62 | 64 | 47 | 51 | 38 | 56 |
| 161 | Larynx | 76 | 77 | 78 | 79 | 69 | 72 | 53 | 59 | 37 | 51 |
| 162 | Lung | 26 | 26 | 24 | 25 | 22 | 23 | 17 | 19 | 10 | 14 |
| 163 | Pleura | 7 | 7 | 8 | 8 | 10 | 11 | 9 | 9 | 13 | 16 |
| 164 | Thymus, coeur, médiastin | 58 | 58 | 57 | 57 | 53 | 55 | 37 | 41 | 27 | 30 |
| 170 | Bone | 79 | 79 | 78 | 79 | 53 | 55 | 46 | 51 | 34 | 49 |
| 171 | Soft tissues | 66 | 67 | 78 | 79 | 59 | 61 | 52 | 58 | 37 | 54 |
| 172 | Melanoma of skin | 85 | 85 | 81 | 82 | 78 | 82 | 68 | 76 | 48 | 68 |
| 174 | Female breast | 77 | 77 | 81 | 82 | 76 | 79 | 71 | 79 | 51 | 73 |
| 179 | Uterus, part unspecified | 84 | 84 | 76 | 77 | 64 | 67 | 50 | 55 | 21 | 30 |
| 180 | Cervix uteri | 84 | 85 | 68 | 69 | 64 | 67 | 56 | 62 | 31 | 44 |
| 182 | Corpus uteri | 91 | 92 | 90 | 92 | 84 | 88 | 73 | 81 | 50 | 70 |
| 183 | Ovary | 76 | 76 | 53 | 54 | 43 | 45 | 32 | 35 | 18 | 25 |
| 184 | Vagina and vulva | 89 | 89 | 83 | 85 | 69 | 72 | 60 | 67 | 38 | 58 |
| 188 | Bladder | 95 | 95 | 91 | 92 | 82 | 86 | 68 | 76 | 43 | 64 |
| 189 | Kidney | 74 | 74 | 76 | 77 | 66 | 69 | 53 | 59 | 31 | 44 |
| 190 | Eye | 89 | 89 | 87 | 88 | 77 | 81 | 66 | 74 | 54 | 76 |
| 191 | Brain | 59 | 59 | 28 | 28 | 12 | 13 | 9 | 10 | 8 | 11 |
| 192 | Nervous system (other and unspecified parts) | 75 | 75 | 85 | 85 | 70 | 72 | 60 | 64 | 24 | 32 |
| 193 | Thyroid gland | 98 | 99 | 98 | 98 | 86 | 89 | 74 | 82 | 40 | 55 |
| 194 | Other endocrine glands and related structures | 68 | 68 | 65 | 66 | 50 | 52 | 47 | 50 | 12 | 15 |
| 200 | Lymphosarcoma and reticulosarcoma | 62 | 63 | 62 | 63 | 56 | 58 | 41 | 45 | 27 | 38 |
| 201 | Hodgkin's disease | 91 | 91 | 80 | 82 | 61 | 63 | 46 | 51 | 32 | 41 |
| 202 | Other malignant neoplasms of lymphoid and histiocytic tissue | 76 | 76 | 70 | 71 | 61 | 63 | 44 | 48 | 24 | 34 |
| 203 | Multiple myeloma | 33 | 33 | 35 | 36 | 29 | 31 | 19 | 21 | 17 | 26 |
| 204-208 | Leukemia | 48 | 48 | 29 | 29 | 32 | 33 | 32 | 36 | 21 | 33 |

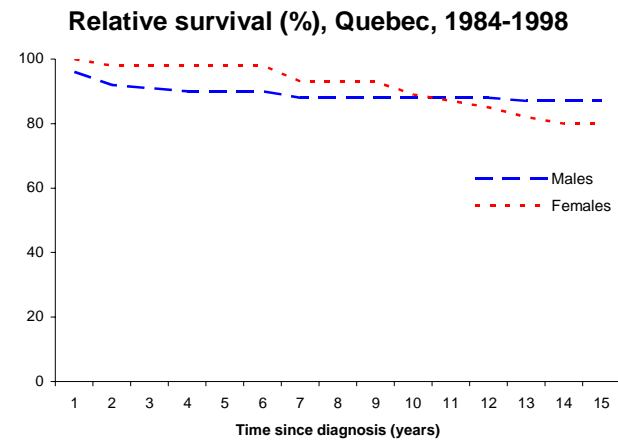
Source : Quebec Cancer Registry.

Results by site

Lip (ICD-9 140)

Number of cases, Quebec, 1984-1998

| | |
|---------|-------|
| Males | 1,161 |
| Females | 179 |
| Overall | 1,340 |



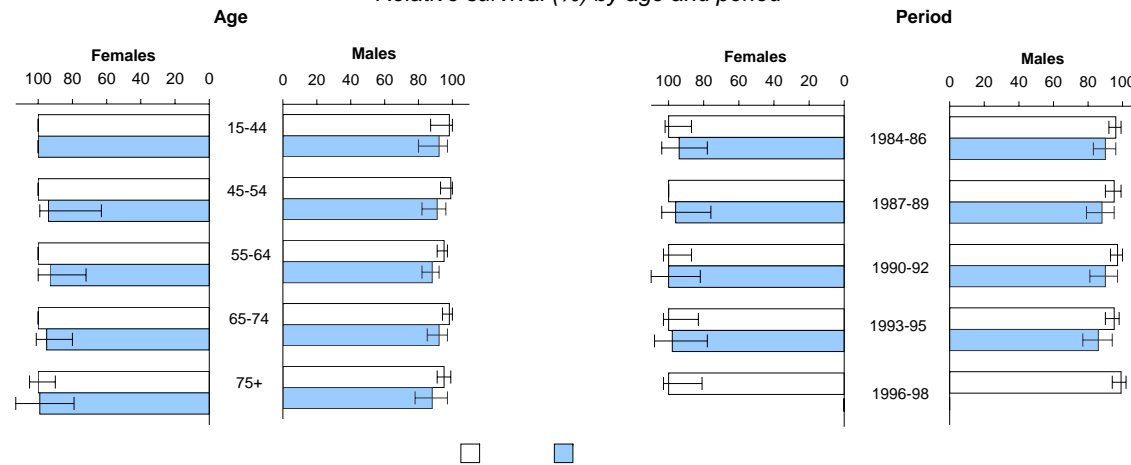
Source : Quebec Cancer Registry.

Lip (ICD-9 140)

*Observed and relative survival (%) by age and period
(number of cases in parentheses)*

| | Age class (1984-1998) | | | | | | | | | | Period | | | | | | | | | |
|----------------|-----------------------|-----|-------|-----|-------|-----|-------|-----|-------|-----|---------|-----|---------|-----|---------|-----|---------|-----|---------|-----|
| | 15-44 | | 45-54 | | 55-64 | | 65-74 | | 75+ | | 1984-86 | | 1987-89 | | 1990-92 | | 1993-95 | | 1996-98 | |
| | obs | rel | obs | rel | obs | rel | obs | rel | obs | rel | obs | rel | obs | rel | obs | rel | obs | rel | obs | rel |
| Males | (51) | | (103) | | (276) | | (320) | | (411) | | (336) | | (240) | | (230) | | (203) | | (152) | |
| 1 year | 98 | 98 | 98 | 99 | 93 | 95 | 94 | 98 | 85 | 95 | 91 | 96 | 90 | 95 | 92 | 97 | 91 | 95 | 94 | 99 |
| 3 years | 92 | 92 | 94 | 95 | 84 | 89 | 84 | 94 | 62 | 88 | 76 | 90 | 76 | 89 | 78 | 92 | 78 | 89 | 85 | 98 |
| 5 years | 92 | 92 | 88 | 91 | 81 | 88 | 74 | 92 | 48 | 88 | 68 | 90 | 66 | 88 | 69 | 90 | 69 | 86 | . | . |
| 8 years | 84 | 85 | 80 | 84 | 73 | 86 | 60 | 87 | 31 | 88 | 56 | 89 | 55 | 87 | 54 | 84 | . | . | . | . |
| 10 years | 84 | 85 | 74 | 80 | 71 | 86 | 53 | 87 | 23 | 88 | 50 | 89 | 49 | 87 | . | . | . | . | . | . |
| Females | (16) | | (16) | | (29) | | (50) | | (68) | | (43) | | (28) | | (45) | | (34) | | (29) | |
| 1 year | 100 | 100 | 100 | 100 | 100 | 100 | 100 | 100 | 93 | 100 | 98 | 100 | 100 | 100 | 96 | 100 | 97 | 100 | 97 | 100 |
| 3 years | 100 | 100 | 94 | 94 | 96 | 97 | 96 | 98 | 77 | 99 | 88 | 96 | 96 | 99 | 89 | 100 | 88 | 98 | 84 | 90 |
| 5 years | 100 | 100 | 94 | 94 | 92 | 93 | 91 | 95 | 68 | 99 | 84 | 94 | 89 | 96 | 82 | 100 | 85 | 98 | . | . |
| 8 years | 100 | 100 | 94 | 94 | 92 | 93 | 69 | 80 | 44 | 90 | 79 | 92 | 89 | 96 | 50 | 75 | . | . | . | . |
| 10 years | 92 | 92 | 94 | 94 | 92 | 93 | 59 | 74 | 31 | 81 | 65 | 82 | 86 | 95 | . | . | . | . | . | . |
| Overall | (67) | | (119) | | (305) | | (370) | | (479) | | (379) | | (268) | | (275) | | (237) | | (181) | |
| 1 year | 99 | 99 | 98 | 99 | 94 | 95 | 95 | 98 | 86 | 96 | 92 | 97 | 91 | 96 | 93 | 98 | 92 | 96 | 94 | 99 |
| 3 years | 94 | 94 | 94 | 95 | 85 | 90 | 85 | 95 | 64 | 90 | 77 | 91 | 78 | 91 | 80 | 94 | 79 | 91 | 85 | 96 |
| 5 years | 94 | 94 | 89 | 92 | 82 | 89 | 76 | 92 | 51 | 90 | 70 | 91 | 69 | 89 | 71 | 93 | 71 | 89 | . | . |
| 8 years | 89 | 89 | 82 | 86 | 75 | 87 | 61 | 86 | 33 | 90 | 58 | 90 | 59 | 89 | 53 | 84 | . | . | . | . |
| 10 years | 85 | 86 | 77 | 83 | 73 | 87 | 54 | 86 | 24 | 90 | 52 | 90 | 53 | 89 | . | . | . | . | . | . |

Relative survival (%) by age and period

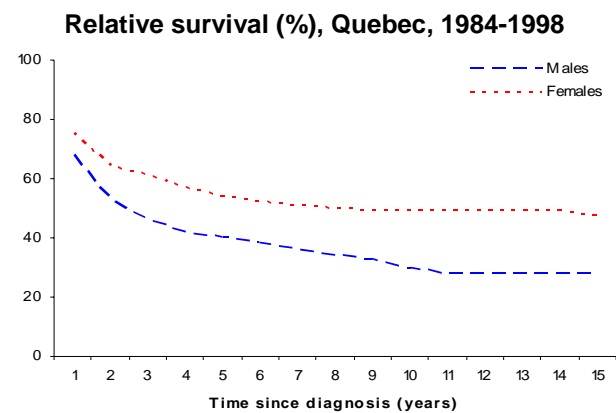


Source : Quebec Cancer Registry.

Tongue (ICD-9 141)

Number of cases, Quebec, 1984-1998

| | |
|---------|-------|
| Males | 1,353 |
| Females | 495 |
| Overall | 1,848 |



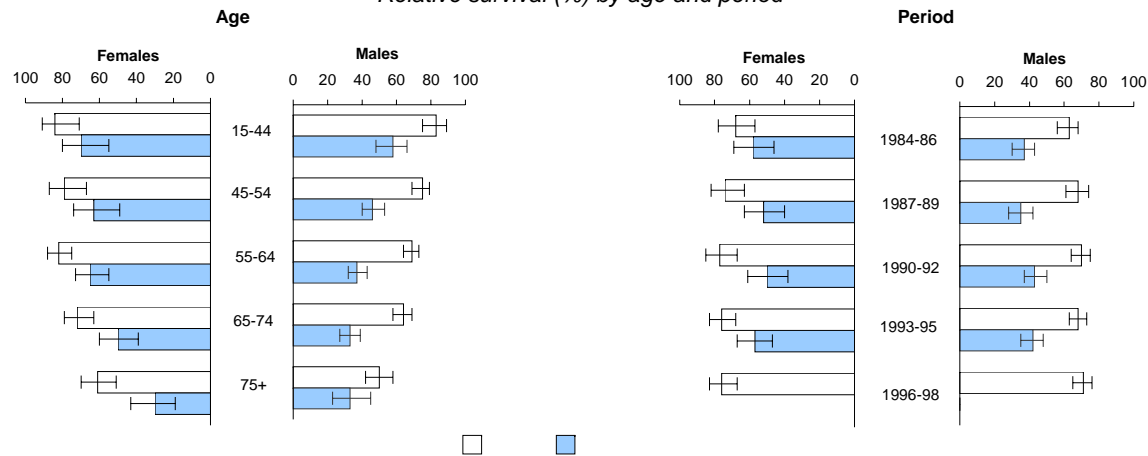
Source : Quebec Cancer Registry.

Tongue (ICD-9 141)

*Observed and relative survival (%) by age and period
(number of cases in parentheses)*

| | Age class (1984-1998) | | | | | | | | | | Period | | | | | | | | | |
|----------------|-----------------------|-----|-------|-----|-------|-----|-------|-----|-------|-----|---------|-----|---------|-----|---------|-----|---------|-----|---------|-----|
| | 15-44 | | 45-54 | | 55-64 | | 65-74 | | 75+ | | 1984-86 | | 1987-89 | | 1990-92 | | 1993-95 | | 1996-98 | |
| | obs | rel | obs | rel | obs | rel | obs | rel | obs | rel | obs | rel | obs | rel | obs | rel | obs | rel | obs | rel |
| Males | (123) | | (287) | | (426) | | (344) | | (173) | | (267) | | (222) | | (277) | | (300) | | (287) | |
| 1 year | 83 | 83 | 74 | 75 | 68 | 69 | 62 | 64 | 45 | 50 | 61 | 63 | 66 | 68 | 68 | 70 | 67 | 68 | 69 | 71 |
| 3 years | 62 | 62 | 52 | 52 | 43 | 46 | 36 | 41 | 26 | 36 | 37 | 41 | 39 | 43 | 46 | 50 | 46 | 49 | 43 | 46 |
| 5 years | 57 | 58 | 45 | 46 | 34 | 37 | 27 | 33 | 19 | 33 | 32 | 37 | 30 | 35 | 37 | 43 | 37 | 42 | . | . |
| 8 years | 54 | 55 | 37 | 39 | 24 | 28 | 19 | 28 | 15 | 32 | 26 | 33 | 22 | 29 | 29 | 36 | . | . | . | . |
| 10 years | 48 | 49 | 31 | 33 | 19 | 23 | 15 | 23 | 12 | 32 | 21 | 29 | 18 | 26 | . | . | . | . | . | . |
| Females | (56) | | (65) | | (132) | | (132) | | (110) | | (81) | | (91) | | (86) | | (123) | | (114) | |
| 1 year | 84 | 84 | 78 | 79 | 82 | 82 | 70 | 72 | 57 | 61 | 67 | 68 | 73 | 74 | 76 | 77 | 75 | 76 | 75 | 76 |
| 3 years | 72 | 72 | 66 | 67 | 69 | 70 | 52 | 56 | 36 | 44 | 56 | 59 | 59 | 63 | 53 | 57 | 60 | 64 | 54 | 57 |
| 5 years | 70 | 70 | 62 | 63 | 63 | 65 | 45 | 50 | 21 | 30 | 53 | 58 | 47 | 52 | 45 | 50 | 52 | 57 | . | . |
| 8 years | 63 | 63 | 62 | 63 | 51 | 54 | 36 | 45 | 19 | 30 | 46 | 52 | 42 | 48 | 40 | 45 | . | . | . | . |
| 10 years | 63 | 63 | 62 | 63 | 49 | 53 | 32 | 41 | 14 | 29 | 42 | 51 | 41 | 48 | . | . | . | . | . | . |
| Overall | (179) | | (352) | | (558) | | (476) | | (283) | | (348) | | (313) | | (363) | | (423) | | (401) | |
| 1 year | 83 | 83 | 75 | 75 | 71 | 72 | 64 | 66 | 50 | 55 | 62 | 64 | 68 | 70 | 70 | 72 | 69 | 71 | 71 | 72 |
| 3 years | 65 | 65 | 54 | 55 | 49 | 51 | 41 | 45 | 30 | 40 | 42 | 45 | 45 | 49 | 48 | 52 | 50 | 53 | 46 | 49 |
| 5 years | 61 | 61 | 48 | 49 | 41 | 44 | 31 | 37 | 20 | 32 | 37 | 42 | 35 | 40 | 39 | 45 | 41 | 46 | . | . |
| 8 years | 57 | 58 | 42 | 44 | 30 | 34 | 24 | 32 | 16 | 32 | 30 | 38 | 28 | 35 | 31 | 39 | . | . | . | . |
| 10 years | 52 | 53 | 37 | 39 | 27 | 32 | 19 | 29 | 13 | 32 | 26 | 35 | 25 | 33 | . | . | . | . | . | . |

Relative survival (%) by age and period

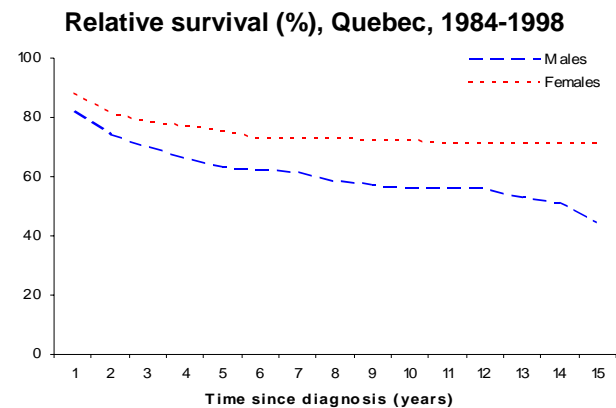


Source : Quebec Cancer Registry.

Salivary glands (ICD-9 142)

Number of cases, Quebec, 1984-1998

| | |
|---------|-----|
| Males | 522 |
| Females | 399 |
| Overall | 921 |



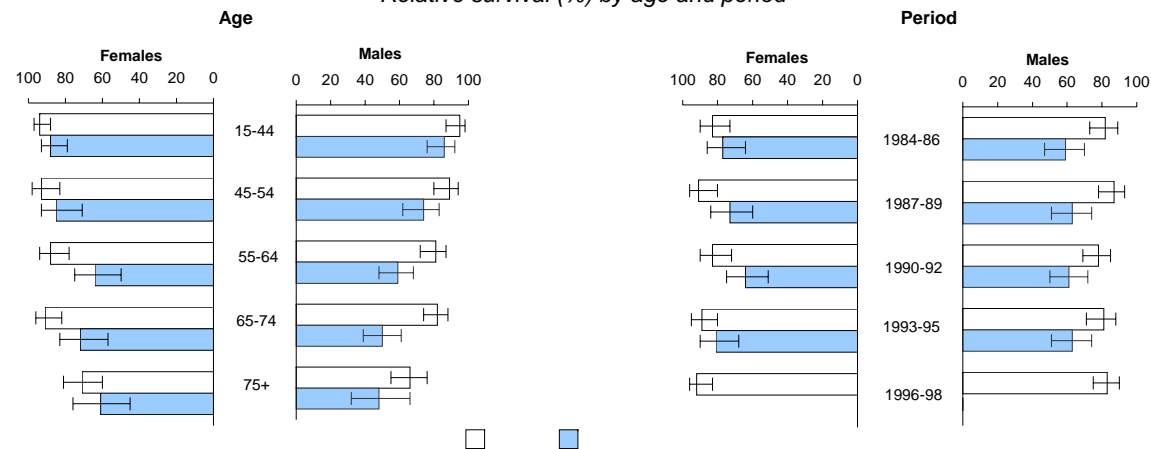
Source : Quebec Cancer Registry.

Salivary glands (ICD-9 142)

*Observed and relative survival (%) by age and period
(number of cases in parentheses)*

| | Age class (1984-1998) | | | | | | | | | | Period | | | | | | | | | |
|----------------|-----------------------|-----|-------|-----|-------|-----|-------|-----|-------|-----|---------|-----|---------|-----|---------|-----|---------|-----|---------|-----|
| | 15-44 | | 45-54 | | 55-64 | | 65-74 | | 75+ | | 1984-86 | | 1987-89 | | 1990-92 | | 1993-95 | | 1996-98 | |
| | obs | rel | obs | rel | obs | rel | obs | rel | obs | rel | obs | rel | obs | rel | obs | rel | obs | rel | obs | rel |
| Males | (90) | | (85) | | (118) | | (129) | | (100) | | (99) | | (95) | | (108) | | (105) | | (115) | |
| 1 year | 94 | 95 | 88 | 89 | 80 | 81 | 79 | 82 | 60 | 66 | 80 | 82 | 84 | 87 | 76 | 78 | 78 | 81 | 81 | 83 |
| 3 years | 87 | 87 | 77 | 79 | 67 | 70 | 52 | 59 | 43 | 59 | 59 | 64 | 66 | 73 | 59 | 65 | 68 | 75 | 70 | 77 |
| 5 years | 85 | 86 | 73 | 74 | 54 | 59 | 40 | 50 | 28 | 48 | 52 | 59 | 54 | 63 | 53 | 61 | 54 | 63 | . | . |
| 8 years | 80 | 81 | 68 | 70 | 47 | 55 | 28 | 42 | 18 | 44 | 44 | 55 | 48 | 62 | 40 | 52 | . | . | . | . |
| 10 years | 80 | 81 | 68 | 70 | 41 | 51 | 20 | 35 | 14 | 41 | 41 | 54 | 43 | 59 | . | . | . | . | . | . |
| Females | (103) | | (59) | | (72) | | (78) | | (87) | | (82) | | (70) | | (75) | | (81) | | (91) | |
| 1 year | 94 | 94 | 93 | 93 | 88 | 88 | 90 | 91 | 67 | 71 | 82 | 83 | 89 | 91 | 81 | 83 | 88 | 89 | 90 | 92 |
| 3 years | 88 | 88 | 91 | 92 | 69 | 70 | 77 | 81 | 49 | 61 | 74 | 79 | 70 | 75 | 68 | 72 | 80 | 84 | 75 | 79 |
| 5 years | 88 | 88 | 84 | 85 | 61 | 64 | 65 | 72 | 44 | 61 | 70 | 77 | 67 | 73 | 59 | 64 | 74 | 81 | . | . |
| 8 years | 84 | 84 | 84 | 85 | 54 | 58 | 54 | 66 | 34 | 61 | 62 | 73 | 59 | 68 | 56 | 62 | . | . | . | . |
| 10 years | 84 | 84 | 84 | 85 | 48 | 54 | 50 | 63 | 28 | 61 | 60 | 71 | 54 | 67 | . | . | . | . | . | . |
| Overall | (193) | | (144) | | (190) | | (207) | | (187) | | (181) | | (165) | | (183) | | (186) | | (206) | |
| 1 year | 94 | 94 | 90 | 91 | 83 | 84 | 83 | 86 | 63 | 69 | 81 | 83 | 86 | 89 | 78 | 80 | 82 | 84 | 85 | 87 |
| 3 years | 87 | 88 | 83 | 84 | 68 | 70 | 62 | 68 | 46 | 60 | 66 | 71 | 68 | 74 | 63 | 68 | 73 | 79 | 72 | 78 |
| 5 years | 87 | 87 | 77 | 79 | 56 | 60 | 49 | 59 | 35 | 56 | 60 | 67 | 59 | 68 | 55 | 62 | 62 | 71 | . | . |
| 8 years | 82 | 83 | 74 | 77 | 50 | 56 | 37 | 50 | 25 | 56 | 52 | 63 | 53 | 66 | 46 | 56 | . | . | . | . |
| 10 years | 82 | 83 | 74 | 77 | 44 | 52 | 30 | 46 | 21 | 56 | 50 | 62 | 48 | 64 | . | . | . | . | . | . |

Relative survival (%) by age and period

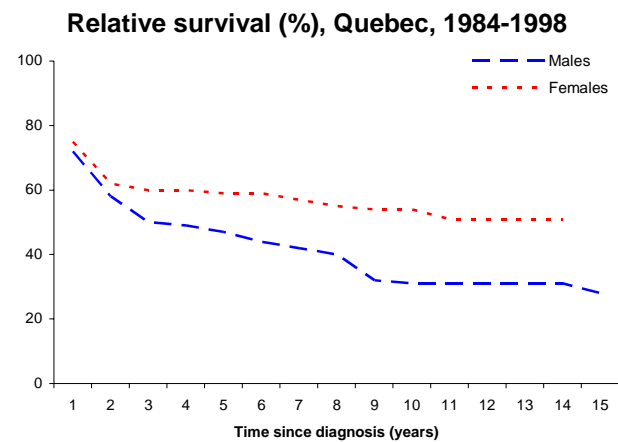


Source : Quebec Cancer Registry.

Gum (ICD-9 143)

Number of cases, Quebec, 1984-1998

| | |
|---------|-----|
| Males | 199 |
| Females | 114 |
| Overall | 313 |



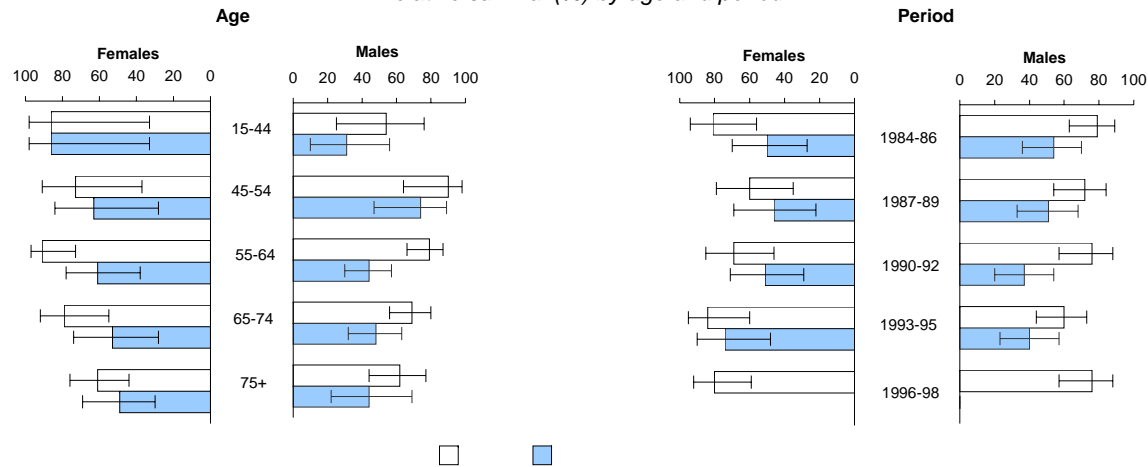
Source : Quebec Cancer Registry.

Gum (ICD-9 143)

*Observed and relative survival (%) by age and period
(number of cases in parentheses)*

| | Age class (1984-1998) | | | | | | | | | | Period | | | | | | | | | |
|----------------|-----------------------|-----|-------|-----|-------|-----|-------|-----|------|-----|---------|-----|---------|-----|---------|-----|---------|-----|---------|-----|
| | 15-44 | | 45-54 | | 55-64 | | 65-74 | | 75+ | | 1984-86 | | 1987-89 | | 1990-92 | | 1993-95 | | 1996-98 | |
| | obs | rel | obs | rel | obs | rel | obs | rel | obs | rel | obs | rel | obs | rel | obs | rel | obs | rel | obs | rel |
| Males | (13) | | (19) | | (62) | | (64) | | (41) | | (46) | | (38) | | (34) | | (47) | | (34) | |
| 1 year | 54 | 54 | 89 | 90 | 77 | 79 | 67 | 69 | 56 | 62 | 76 | 79 | 68 | 72 | 74 | 76 | 57 | 60 | 74 | 76 |
| 3 years | 31 | 31 | 73 | 74 | 47 | 50 | 45 | 50 | 35 | 49 | 57 | 64 | 45 | 51 | 38 | 41 | 38 | 43 | 46 | 50 |
| 5 years | 31 | 31 | 73 | 74 | 40 | 44 | 39 | 48 | 26 | 44 | 43 | 54 | 45 | 51 | 32 | 37 | 33 | 40 | . | . |
| 8 years | 31 | 31 | 62 | 64 | 34 | 38 | 23 | 32 | 16 | 31 | 35 | 49 | 34 | 44 | 19 | 23 | . | . | . | . |
| 10 years | 31 | 31 | 25 | 26 | 26 | 31 | 16 | 22 | 12 | 28 | 24 | 36 | 24 | 34 | . | . | . | . | . | . |
| Females | (7) | | (11) | | (30) | | (22) | | (44) | | (22) | | (19) | | (24) | | (22) | | (27) | |
| 1 year | 86 | 86 | 73 | 73 | 90 | 91 | 77 | 79 | 57 | 61 | 77 | 81 | 58 | 60 | 67 | 69 | 82 | 84 | 78 | 80 |
| 3 years | 86 | 86 | 62 | 63 | 70 | 71 | 50 | 53 | 39 | 49 | 45 | 50 | 53 | 56 | 46 | 51 | 73 | 77 | 50 | 54 |
| 5 years | 86 | 86 | 62 | 63 | 60 | 61 | 50 | 53 | 36 | 49 | 45 | 50 | 42 | 46 | 46 | 51 | 68 | 74 | . | . |
| 8 years | 86 | 86 | 62 | 63 | 42 | 45 | 40 | 44 | 32 | 49 | 36 | 42 | 32 | 36 | 42 | 48 | . | . | . | . |
| 10 years | 86 | 86 | 62 | 63 | 42 | 45 | 40 | 44 | 21 | 41 | 32 | 39 | 32 | 36 | . | . | . | . | . | . |
| Overall | (20) | | (30) | | (92) | | (86) | | (85) | | (68) | | (57) | | (58) | | (69) | | (61) | |
| 1 year | 65 | 65 | 83 | 84 | 82 | 83 | 70 | 72 | 56 | 62 | 76 | 80 | 65 | 68 | 71 | 73 | 65 | 67 | 75 | 78 |
| 3 years | 49 | 49 | 69 | 70 | 54 | 56 | 46 | 51 | 37 | 49 | 53 | 60 | 47 | 53 | 41 | 45 | 49 | 54 | 47 | 52 |
| 5 years | 49 | 49 | 69 | 70 | 46 | 49 | 42 | 50 | 31 | 49 | 44 | 54 | 44 | 51 | 38 | 44 | 44 | 52 | . | . |
| 8 years | 49 | 49 | 60 | 62 | 36 | 42 | 28 | 37 | 23 | 45 | 35 | 49 | 33 | 44 | 28 | 36 | . | . | . | . |
| 10 years | 49 | 49 | 30 | 31 | 31 | 37 | 22 | 30 | 16 | 44 | 26 | 39 | 26 | 39 | . | . | . | . | . | . |

Relative survival (%) by age and period

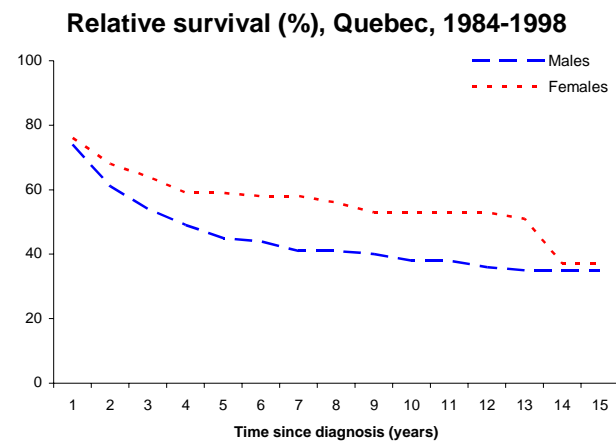


Source : Quebec Cancer Registry.

Floor of mouth (ICD-9 144)

Number of cases, Quebec, 1984-1998

| | |
|---------|-----|
| Males | 659 |
| Females | 196 |
| Overall | 855 |



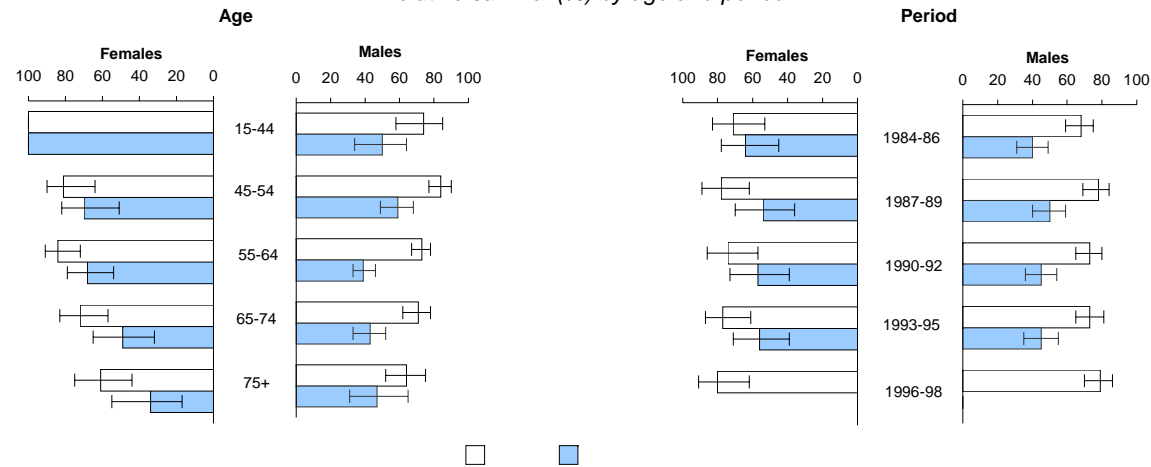
Source : Quebec Cancer Registry.

Floor of mouth (ICD-9 144)

*Observed and relative survival (%) by age and period
(number of cases in parentheses)*

| | Age class (1984-1998) | | | | | | | | | | Period | | | | | | | | | |
|----------------|-----------------------|-----|-------|-----|-------|-----|-------|-----|-------|-----|---------|-----|---------|-----|---------|-----|---------|-----|---------|-----|
| | 15-44 | | 45-54 | | 55-64 | | 65-74 | | 75+ | | 1984-86 | | 1987-89 | | 1990-92 | | 1993-95 | | 1996-98 | |
| | obs | rel | obs | rel | obs | rel | obs | rel | obs | rel | obs | rel | obs | rel | obs | rel | obs | rel | obs | rel |
| Males | (42) | | (129) | | (252) | | (157) | | (79) | | (146) | | (130) | | (146) | | (131) | | (106) | |
| 1 year | 74 | 74 | 84 | 84 | 72 | 73 | 68 | 71 | 58 | 64 | 66 | 68 | 75 | 78 | 71 | 73 | 72 | 73 | 77 | 79 |
| 3 years | 57 | 58 | 63 | 64 | 49 | 51 | 46 | 52 | 41 | 55 | 44 | 48 | 57 | 62 | 47 | 50 | 53 | 56 | 54 | 58 |
| 5 years | 50 | 50 | 57 | 59 | 36 | 39 | 35 | 43 | 29 | 47 | 34 | 40 | 44 | 50 | 39 | 45 | 40 | 45 | . | . |
| 8 years | 43 | 44 | 52 | 55 | 30 | 35 | 29 | 40 | 13 | 30 | 29 | 36 | 36 | 44 | 31 | 39 | . | . | . | . |
| 10 years | 43 | 44 | 50 | 54 | 27 | 33 | 19 | 30 | 13 | 30 | 25 | 33 | 33 | 43 | . | . | . | . | . | . |
| Females | (5) | | (36) | | (65) | | (48) | | (42) | | (36) | | (42) | | (40) | | (45) | | (33) | |
| 1 year | 100 | 100 | 81 | 81 | 83 | 84 | 71 | 72 | 57 | 61 | 69 | 71 | 76 | 78 | 73 | 74 | 76 | 77 | 79 | 80 |
| 3 years | 100 | 100 | 72 | 72 | 73 | 75 | 55 | 59 | 32 | 39 | 64 | 66 | 60 | 65 | 60 | 64 | 58 | 60 | 56 | 60 |
| 5 years | 100 | 100 | 69 | 70 | 66 | 68 | 46 | 49 | 23 | 34 | 61 | 64 | 48 | 54 | 53 | 57 | 52 | 56 | . | . |
| 8 years | 100 | 100 | 69 | 70 | 60 | 63 | 39 | 44 | 14 | 24 | 56 | 60 | 45 | 53 | 48 | 54 | . | . | . | . |
| 10 years | 100 | 100 | 69 | 70 | 48 | 52 | 39 | 44 | 14 | 24 | 47 | 53 | 43 | 51 | . | . | . | . | . | . |
| Overall | (47) | | (165) | | (317) | | (205) | | (121) | | (182) | | (172) | | (186) | | (176) | | (139) | |
| 1 year | 77 | 77 | 83 | 83 | 74 | 75 | 69 | 71 | 58 | 63 | 66 | 68 | 76 | 78 | 72 | 73 | 73 | 74 | 78 | 79 |
| 3 years | 62 | 62 | 65 | 66 | 53 | 56 | 48 | 53 | 38 | 49 | 48 | 52 | 58 | 62 | 49 | 53 | 54 | 57 | 55 | 58 |
| 5 years | 55 | 56 | 60 | 61 | 42 | 46 | 37 | 44 | 27 | 43 | 40 | 45 | 45 | 51 | 42 | 48 | 43 | 48 | . | . |
| 8 years | 49 | 50 | 56 | 59 | 36 | 41 | 31 | 43 | 14 | 32 | 34 | 42 | 38 | 47 | 34 | 44 | . | . | . | . |
| 10 years | 49 | 50 | 55 | 58 | 31 | 37 | 22 | 34 | 14 | 32 | 29 | 38 | 35 | 46 | . | . | . | . | . | . |

Relative survival (%) by age and period

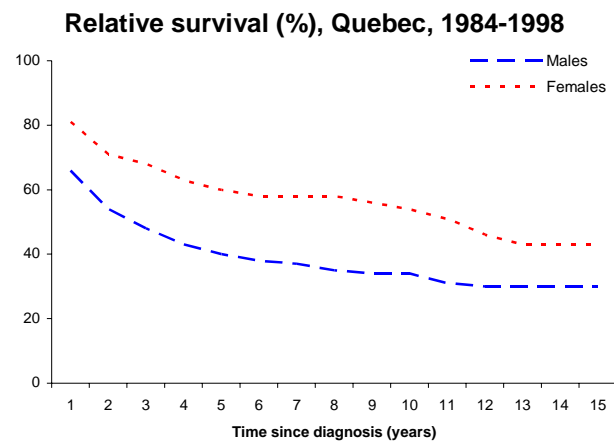


Source : Quebec Cancer Registry.

Other and unspecified parts of mouth (ICD-9 145)

Number of cases, Quebec, 1984-1998

| | |
|---------|-----|
| Males | 639 |
| Females | 282 |
| Overall | 921 |



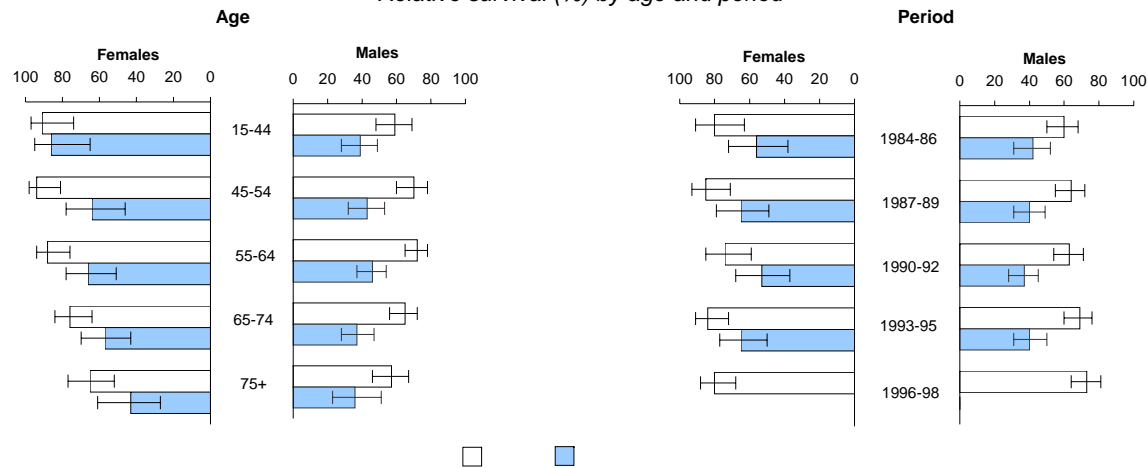
Source : Quebec Cancer Registry.

Other and unspecified parts of mouth (ICD-9 145)

*Observed and relative survival (%) by age and period
(number of cases in parentheses)*

| | Age class (1984-1998) | | | | | | | | | | Period | | | | | | | | | |
|----------------|-----------------------|-----|-------|-----|-------|-----|-------|-----|-------|-----|---------|-----|---------|-----|---------|-----|---------|-----|---------|-----|
| | 15-44 | | 45-54 | | 55-64 | | 65-74 | | 75+ | | 1984-86 | | 1987-89 | | 1990-92 | | 1993-95 | | 1996-98 | |
| | obs | rel | obs | rel | obs | rel | obs | rel | obs | rel | obs | rel | obs | rel | obs | rel | obs | rel | obs | rel |
| Males | (88) | | (104) | | (179) | | (162) | | (106) | | (125) | | (135) | | (140) | | (131) | | (108) | |
| 1 year | 59 | 59 | 69 | 70 | 71 | 72 | 62 | 65 | 51 | 57 | 57 | 60 | 62 | 64 | 61 | 63 | 67 | 69 | 71 | 73 |
| 3 years | 40 | 40 | 52 | 53 | 50 | 53 | 44 | 49 | 28 | 38 | 40 | 46 | 44 | 47 | 42 | 45 | 44 | 48 | 49 | 53 |
| 5 years | 38 | 39 | 41 | 43 | 42 | 46 | 30 | 37 | 20 | 36 | 33 | 42 | 35 | 40 | 32 | 37 | 35 | 40 | . | . |
| 8 years | 34 | 34 | 33 | 35 | 33 | 39 | 22 | 33 | 12 | 28 | 22 | 34 | 27 | 33 | 28 | 34 | . | . | . | . |
| 10 years | 34 | 34 | 33 | 35 | 28 | 35 | 20 | 31 | 8 | 28 | 20 | 34 | 24 | 31 | . | . | . | . | . | . |
| Females | (32) | | (46) | | (61) | | (74) | | (69) | | (37) | | (51) | | (50) | | (71) | | (73) | |
| 1 year | 91 | 91 | 93 | 94 | 87 | 88 | 74 | 76 | 61 | 65 | 78 | 80 | 82 | 85 | 72 | 74 | 82 | 84 | 78 | 80 |
| 3 years | 91 | 91 | 73 | 74 | 71 | 73 | 60 | 63 | 43 | 53 | 59 | 63 | 67 | 71 | 58 | 62 | 68 | 73 | 62 | 65 |
| 5 years | 86 | 86 | 63 | 64 | 63 | 66 | 52 | 57 | 30 | 43 | 51 | 56 | 59 | 65 | 48 | 53 | 57 | 65 | . | . |
| 8 years | 86 | 86 | 63 | 64 | 57 | 61 | 42 | 50 | 27 | 43 | 38 | 43 | 55 | 64 | 48 | 53 | . | . | . | . |
| 10 years | 86 | 86 | 63 | 64 | 51 | 56 | 29 | 37 | 23 | 40 | 35 | 41 | 47 | 58 | . | . | . | . | . | . |
| Overall | (120) | | (150) | | (240) | | (236) | | (175) | | (162) | | (186) | | (190) | | (202) | | (181) | |
| 1 year | 68 | 68 | 77 | 77 | 75 | 76 | 66 | 68 | 55 | 60 | 62 | 64 | 68 | 70 | 64 | 66 | 72 | 74 | 74 | 76 |
| 3 years | 53 | 53 | 58 | 59 | 56 | 58 | 49 | 54 | 34 | 44 | 44 | 50 | 50 | 54 | 46 | 50 | 52 | 56 | 53 | 57 |
| 5 years | 50 | 51 | 48 | 49 | 47 | 51 | 36 | 43 | 24 | 39 | 37 | 45 | 41 | 47 | 36 | 41 | 43 | 49 | . | . |
| 8 years | 47 | 47 | 42 | 44 | 39 | 45 | 28 | 38 | 17 | 35 | 26 | 36 | 34 | 42 | 33 | 40 | . | . | . | . |
| 10 years | 47 | 47 | 42 | 44 | 34 | 41 | 23 | 36 | 13 | 33 | 23 | 35 | 30 | 39 | . | . | . | . | . | . |

Relative survival (%) by age and period

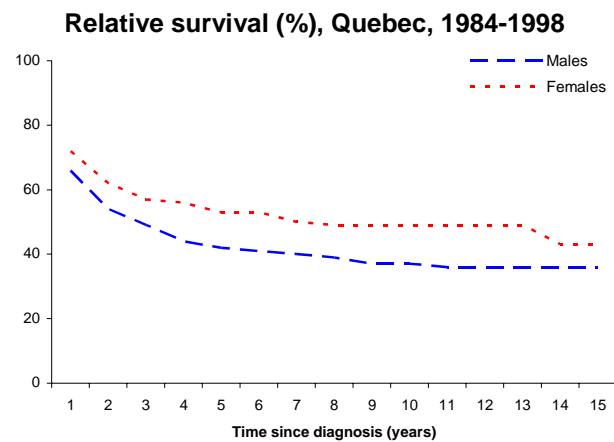


Source : Quebec Cancer Registry.

Oropharynx (ICD-9 146)

Number of cases, Quebec, 1984-1998

| | |
|---------|-------|
| Males | 948 |
| Females | 292 |
| Overall | 1,240 |



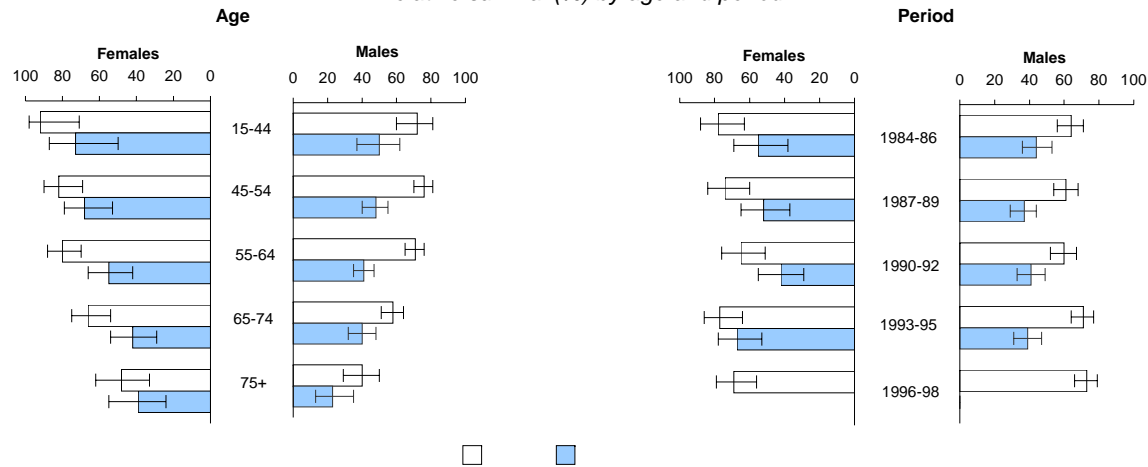
Source : Quebec Cancer Registry.

Oropharynx (ICD-9 146)

*Observed and relative survival (%) by age and period
(number of cases in parentheses)*

| | Age class (1984-1998) | | | | | | | | | | Period | | | | | | | | | |
|----------------|-----------------------|-----|-------|-----|-------|-----|-------|-----|-------|-----|---------|-----|---------|-----|---------|-----|---------|-----|---------|-----|
| | 15-44 | | 45-54 | | 55-64 | | 65-74 | | 75+ | | 1984-86 | | 1987-89 | | 1990-92 | | 1993-95 | | 1996-98 | |
| | obs | rel | obs | rel | obs | rel | obs | rel | obs | rel | obs | rel | obs | rel | obs | rel | obs | rel | obs | rel |
| Males | (72) | | (234) | | (318) | | (224) | | (100) | | (170) | | (186) | | (184) | | (190) | | (218) | |
| 1 year | 72 | 72 | 75 | 76 | 70 | 71 | 56 | 58 | 36 | 40 | 62 | 64 | 60 | 61 | 58 | 60 | 69 | 71 | 72 | 73 |
| 3 years | 63 | 64 | 55 | 56 | 46 | 48 | 42 | 47 | 21 | 28 | 48 | 53 | 39 | 41 | 42 | 45 | 48 | 51 | 53 | 56 |
| 5 years | 50 | 50 | 46 | 48 | 38 | 41 | 33 | 40 | 15 | 23 | 38 | 44 | 33 | 37 | 36 | 41 | 36 | 39 | . | . |
| 8 years | 41 | 41 | 43 | 45 | 32 | 37 | 25 | 34 | 13 | 23 | 32 | 41 | 28 | 34 | 31 | 38 | . | . | . | . |
| 10 years | 41 | 41 | 42 | 44 | 26 | 32 | 21 | 33 | 9 | 23 | 28 | 39 | 25 | 32 | . | . | . | . | . | . |
| Females | (24) | | (55) | | (79) | | (85) | | (49) | | (47) | | (54) | | (61) | | (63) | | (67) | |
| 1 year | 92 | 92 | 82 | 82 | 80 | 80 | 65 | 66 | 45 | 48 | 77 | 78 | 72 | 74 | 64 | 65 | 76 | 77 | 67 | 69 |
| 3 years | 73 | 73 | 69 | 70 | 60 | 61 | 48 | 51 | 32 | 39 | 55 | 59 | 54 | 57 | 46 | 48 | 65 | 67 | 56 | 58 |
| 5 years | 73 | 73 | 67 | 68 | 53 | 55 | 37 | 42 | 32 | 39 | 49 | 55 | 48 | 52 | 39 | 42 | 63 | 67 | . | . |
| 8 years | 73 | 73 | 67 | 68 | 45 | 48 | 30 | 35 | 19 | 29 | 47 | 54 | 39 | 43 | 34 | 38 | . | . | . | . |
| 10 years | 73 | 73 | 67 | 68 | 39 | 43 | 30 | 35 | 19 | 29 | 47 | 54 | 35 | 40 | . | . | . | . | . | . |
| Overall | (96) | | (289) | | (397) | | (309) | | (149) | | (217) | | (240) | | (245) | | (253) | | (285) | |
| 1 year | 77 | 77 | 76 | 77 | 72 | 73 | 58 | 60 | 39 | 42 | 65 | 67 | 63 | 64 | 60 | 61 | 71 | 72 | 71 | 72 |
| 3 years | 66 | 66 | 58 | 59 | 49 | 51 | 43 | 48 | 25 | 32 | 50 | 54 | 42 | 45 | 43 | 46 | 53 | 55 | 54 | 56 |
| 5 years | 56 | 57 | 50 | 52 | 41 | 44 | 34 | 40 | 20 | 29 | 41 | 47 | 36 | 40 | 37 | 41 | 43 | 46 | . | . |
| 8 years | 48 | 49 | 48 | 49 | 35 | 39 | 26 | 35 | 15 | 29 | 35 | 44 | 30 | 36 | 32 | 38 | . | . | . | . |
| 10 years | 48 | 49 | 47 | 49 | 29 | 34 | 24 | 35 | 12 | 29 | 32 | 44 | 27 | 34 | . | . | . | . | . | . |

Relative survival (%) by age and period

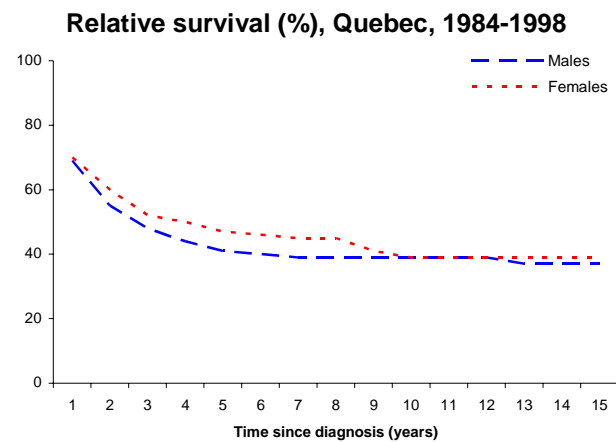


Source : Quebec Cancer Registry.

Nasopharynx (ICD-9 147)

Number of cases, Quebec, 1984-1998

| | |
|---------|-----|
| Males | 347 |
| Females | 118 |
| Overall | 465 |



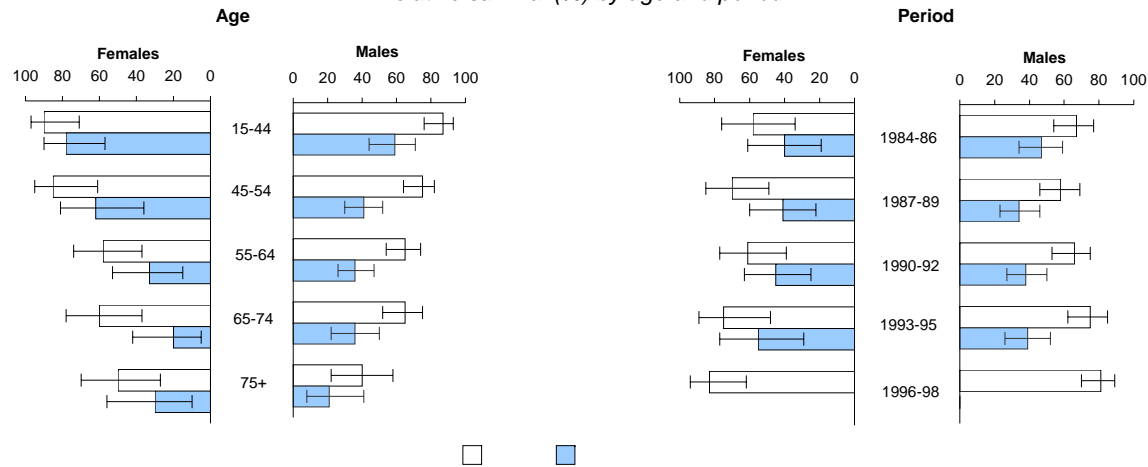
Source : Quebec Cancer Registry.

Nasopharynx (ICD-9 147)

*Observed and relative survival (%) by age and period
(number of cases in parentheses)*

| | Age class (1984-1998) | | | | | | | | | | Period | | | | | | | | | |
|----------------|-----------------------|-----|-------|-----|-------|-----|-------|-----|------|-----|---------|-----|---------|-----|---------|-----|---------|-----|---------|-----|
| | 15-44 | | 45-54 | | 55-64 | | 65-74 | | 75+ | | 1984-86 | | 1987-89 | | 1990-92 | | 1993-95 | | 1996-98 | |
| | obs | rel | obs | rel | obs | rel | obs | rel | obs | rel | obs | rel | obs | rel | obs | rel | obs | rel | obs | rel |
| Males | (61) | | (89) | | (95) | | (72) | | (30) | | (69) | | (70) | | (73) | | (61) | | (74) | |
| 1 year | 87 | 87 | 74 | 75 | 64 | 65 | 63 | 65 | 37 | 40 | 65 | 67 | 57 | 58 | 64 | 66 | 74 | 75 | 80 | 81 |
| 3 years | 67 | 68 | 51 | 52 | 41 | 43 | 40 | 44 | 17 | 21 | 46 | 50 | 40 | 42 | 45 | 47 | 46 | 49 | 48 | 51 |
| 5 years | 58 | 59 | 40 | 41 | 33 | 36 | 29 | 36 | 17 | 21 | 42 | 47 | 31 | 34 | 36 | 38 | 35 | 39 | . | . |
| 8 years | 56 | 57 | 37 | 39 | 29 | 32 | 26 | 34 | 11 | 16 | 41 | 46 | 27 | 31 | 32 | 35 | . | . | . | . |
| 10 years | 52 | 53 | 37 | 39 | 29 | 32 | 22 | 31 | 11 | 16 | 38 | 45 | 27 | 31 | . | . | . | . | . | . |
| Females | (29) | | (20) | | (26) | | (22) | | (21) | | (21) | | (26) | | (25) | | (19) | | (27) | |
| 1 year | 90 | 90 | 85 | 85 | 58 | 58 | 59 | 60 | 48 | 50 | 57 | 58 | 69 | 70 | 60 | 61 | 74 | 75 | 81 | 83 |
| 3 years | 78 | 78 | 68 | 69 | 37 | 38 | 30 | 31 | 33 | 37 | 38 | 40 | 50 | 52 | 44 | 45 | 63 | 66 | 58 | 60 |
| 5 years | 78 | 78 | 61 | 62 | 32 | 33 | 18 | 20 | 25 | 30 | 38 | 40 | 38 | 41 | 44 | 45 | 51 | 55 | . | . |
| 8 years | 78 | 78 | 61 | 62 | 32 | 33 | 9 | 10 | 13 | 17 | 33 | 36 | 35 | 38 | 44 | 45 | . | . | . | . |
| 10 years | 68 | 68 | 61 | 62 | 32 | 33 | . | . | . | . | 33 | 36 | 27 | 30 | . | . | . | . | . | . |
| Overall | (90) | | (109) | | (121) | | (94) | | (51) | | (90) | | (96) | | (98) | | (80) | | (101) | |
| 1 year | 88 | 88 | 76 | 77 | 63 | 64 | 62 | 64 | 41 | 44 | 63 | 65 | 60 | 62 | 63 | 64 | 74 | 75 | 80 | 82 |
| 3 years | 71 | 71 | 54 | 55 | 40 | 42 | 37 | 41 | 23 | 29 | 44 | 47 | 43 | 45 | 45 | 47 | 50 | 53 | 50 | 53 |
| 5 years | 65 | 65 | 44 | 45 | 33 | 36 | 26 | 32 | 20 | 27 | 41 | 46 | 33 | 36 | 38 | 40 | 39 | 43 | . | . |
| 8 years | 63 | 64 | 41 | 43 | 29 | 33 | 22 | 29 | 12 | 20 | 39 | 45 | 29 | 33 | 35 | 38 | . | . | . | . |
| 10 years | 58 | 59 | 41 | 43 | 29 | 33 | 16 | 24 | 8 | 15 | 37 | 45 | 27 | 32 | . | . | . | . | . | . |

Relative survival (%) by age and period

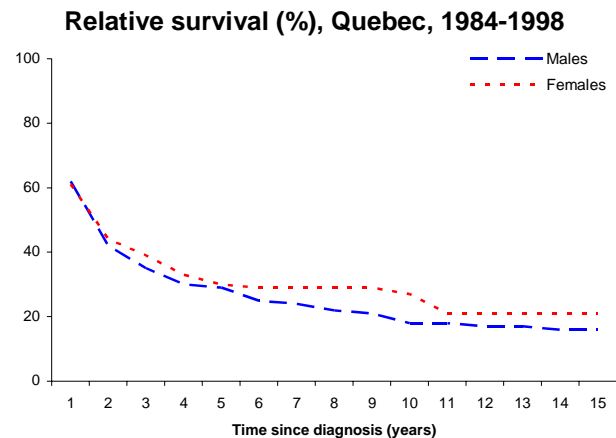


Source : Quebec Cancer Registry.

Hypopharynx (ICD-9 148)

Number of cases, Quebec, 1984-1998

| | |
|---------|-----|
| Males | 755 |
| Females | 136 |
| Overall | 891 |



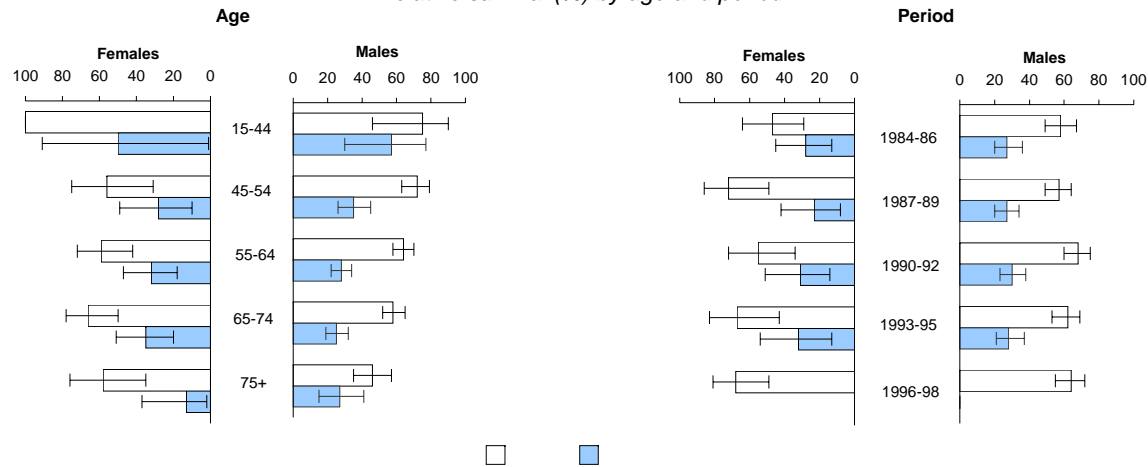
Source : Quebec Cancer Registry.

Hypopharynx (ICD-9 148)

*Observed and relative survival (%) by age and period
(number of cases in parentheses)*

| | Age class (1984-1998) | | | | | | | | | | Period | | | | | | | | | |
|----------------|-----------------------|-----|-------|-----|-------|-----|-------|-----|-------|-----|---------|-----|---------|-----|---------|-----|---------|-----|---------|-----|
| | 15-44 | | 45-54 | | 55-64 | | 65-74 | | 75+ | | 1984-86 | | 1987-89 | | 1990-92 | | 1993-95 | | 1996-98 | |
| | obs | rel | obs | rel | obs | rel | obs | rel | obs | rel | obs | rel | obs | rel | obs | rel | obs | rel | obs | rel |
| Males | (16) | | (124) | | (277) | | (245) | | (93) | | (134) | | (171) | | (167) | | (144) | | (139) | |
| 1 year | 75 | 75 | 72 | 72 | 63 | 64 | 56 | 58 | 42 | 46 | 57 | 58 | 56 | 57 | 66 | 68 | 60 | 62 | 62 | 64 |
| 3 years | 63 | 63 | 43 | 44 | 34 | 36 | 26 | 29 | 21 | 29 | 26 | 28 | 28 | 31 | 39 | 43 | 31 | 33 | 34 | 38 |
| 5 years | 56 | 57 | 34 | 35 | 26 | 28 | 21 | 25 | 16 | 27 | 25 | 27 | 23 | 27 | 26 | 30 | 25 | 28 | . | . |
| 8 years | 56 | 57 | 25 | 26 | 17 | 20 | 12 | 17 | 12 | 23 | 17 | 21 | 14 | 18 | 20 | 25 | . | . | . | . |
| 10 years | 56 | 57 | 17 | 18 | 13 | 16 | 11 | 16 | 12 | 23 | 12 | 15 | 13 | 17 | . | . | . | . | . | . |
| Females | (3) | | (18) | | (43) | | (48) | | (24) | | (30) | | (24) | | (26) | | (23) | | (33) | |
| 1 year | 100 | 100 | 56 | 56 | 58 | 59 | 65 | 66 | 54 | 58 | 47 | 47 | 71 | 72 | 54 | 55 | 65 | 67 | 67 | 68 |
| 3 years | 100 | 100 | 28 | 28 | 40 | 41 | 41 | 44 | 20 | 23 | 33 | 35 | 33 | 35 | 35 | 37 | 39 | 42 | 43 | 45 |
| 5 years | 50 | 50 | 28 | 28 | 31 | 32 | 32 | 35 | 10 | 13 | 27 | 28 | 21 | 23 | 27 | 31 | 29 | 32 | . | . |
| 8 years | 50 | 50 | 19 | 19 | 31 | 32 | 26 | 30 | 10 | 13 | 20 | 22 | 21 | 23 | 27 | 31 | . | . | . | . |
| 10 years | . | . | 19 | 19 | 26 | 27 | 26 | 30 | 10 | 13 | 17 | 19 | 21 | 23 | . | . | . | . | . | . |
| Overall | (19) | | (142) | | (320) | | (293) | | (117) | | (164) | | (195) | | (193) | | (167) | | (172) | |
| 1 year | 79 | 79 | 70 | 70 | 63 | 63 | 58 | 60 | 44 | 49 | 55 | 56 | 57 | 59 | 64 | 66 | 60 | 62 | 63 | 65 |
| 3 years | 68 | 69 | 41 | 41 | 35 | 36 | 28 | 31 | 21 | 28 | 27 | 30 | 29 | 31 | 38 | 42 | 32 | 34 | 36 | 39 |
| 5 years | 57 | 57 | 33 | 34 | 27 | 29 | 22 | 27 | 14 | 24 | 25 | 28 | 23 | 26 | 26 | 30 | 25 | 29 | . | . |
| 8 years | 57 | 57 | 24 | 25 | 19 | 22 | 14 | 19 | 12 | 22 | 18 | 21 | 15 | 19 | 21 | 26 | . | . | . | . |
| 10 years | 57 | 57 | 17 | 18 | 15 | 18 | 13 | 19 | 12 | 22 | 13 | 16 | 14 | 18 | . | . | . | . | . | . |

Relative survival (%) by age and period

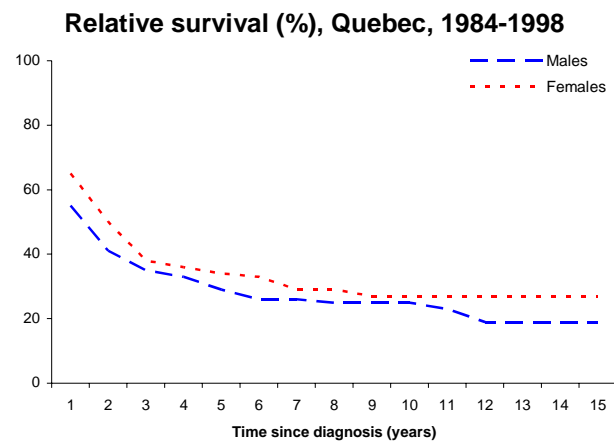


Source : Quebec Cancer Registry.

Other and ill-defined sites within the lip, oral cavity, and pharynx (ICD-9 149)

Number of cases, Quebec, 1984-1998

| | |
|---------|-----|
| Males | 429 |
| Females | 131 |
| Overall | 560 |



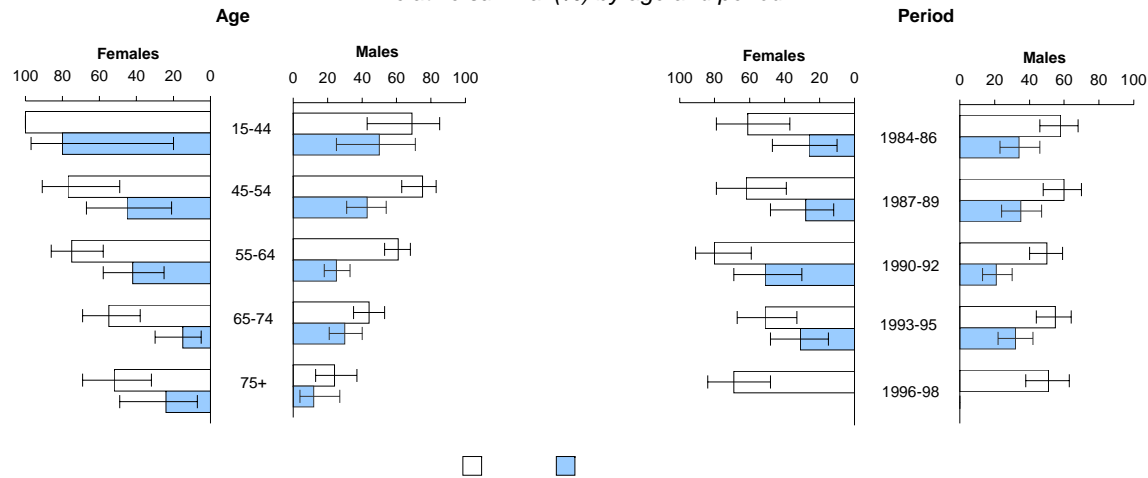
Source : Quebec Cancer Registry.

Other and ill-defined sites within the lip, oral cavity, and pharynx (ICD-9 149)

*Observed and relative survival (%) by age and period
(number of cases in parentheses)*

| | Age class (1984-1998) | | | | | | | | | | Period | | | | | | | | | |
|----------------|-----------------------|-----|-------|-----|-------|-----|-------|-----|------|-----|---------|-----|---------|-----|---------|-----|---------|-----|---------|-----|
| | 15-44 | | 45-54 | | 55-64 | | 65-74 | | 75+ | | 1984-86 | | 1987-89 | | 1990-92 | | 1993-95 | | 1996-98 | |
| | obs | rel | obs | rel | obs | rel | obs | rel | obs | rel | obs | rel | obs | rel | obs | rel | obs | rel | obs | rel |
| Males | (19) | | (74) | | (156) | | (129) | | (51) | | (80) | | (81) | | (101) | | (103) | | (64) | |
| 1 year | 68 | 69 | 74 | 75 | 60 | 61 | 43 | 44 | 22 | 24 | 56 | 58 | 58 | 60 | 49 | 50 | 53 | 55 | 50 | 51 |
| 3 years | 56 | 56 | 45 | 46 | 32 | 34 | 29 | 33 | 18 | 21 | 35 | 39 | 40 | 43 | 29 | 31 | 32 | 34 | 30 | 32 |
| 5 years | 50 | 50 | 42 | 43 | 23 | 25 | 24 | 30 | 8 | 12 | 29 | 34 | 31 | 35 | 19 | 21 | 29 | 32 | . | . |
| 8 years | 44 | 44 | 33 | 35 | 19 | 22 | 15 | 22 | 6 | 11 | 25 | 32 | 22 | 28 | 13 | 17 | . | . | . | . |
| 10 years | 44 | 44 | 25 | 26 | 19 | 22 | 15 | 22 | 6 | 11 | 25 | 32 | 20 | 26 | . | . | . | . | . | . |
| Females | (5) | | (17) | | (39) | | (39) | | (31) | | (20) | | (23) | | (28) | | (32) | | (28) | |
| 1 year | 100 | 100 | 76 | 77 | 74 | 75 | 54 | 55 | 48 | 52 | 60 | 61 | 61 | 62 | 79 | 80 | 50 | 51 | 68 | 69 |
| 3 years | 80 | 80 | 45 | 45 | 44 | 45 | 18 | 19 | 34 | 41 | 25 | 26 | 35 | 37 | 54 | 57 | 31 | 33 | 25 | 27 |
| 5 years | 80 | 80 | 45 | 45 | 40 | 42 | 14 | 15 | 18 | 24 | 25 | 26 | 26 | 28 | 46 | 51 | 28 | 31 | . | . |
| 8 years | 80 | 80 | 37 | 38 | 37 | 38 | 14 | 15 | . | . | 20 | 21 | 22 | 24 | 39 | 44 | . | . | . | . |
| 10 years | . | . | 37 | 38 | 29 | 31 | 14 | 15 | . | . | 20 | 21 | 22 | 24 | . | . | . | . | . | . |
| Overall | (24) | | (91) | | (195) | | (168) | | (82) | | (100) | | (104) | | (129) | | (135) | | (92) | |
| 1 year | 75 | 75 | 75 | 75 | 63 | 64 | 45 | 47 | 32 | 34 | 57 | 59 | 59 | 61 | 55 | 56 | 53 | 54 | 55 | 57 |
| 3 years | 61 | 61 | 45 | 46 | 35 | 36 | 27 | 30 | 24 | 31 | 33 | 36 | 38 | 42 | 34 | 36 | 32 | 34 | 29 | 31 |
| 5 years | 56 | 56 | 42 | 43 | 27 | 29 | 22 | 27 | 12 | 18 | 28 | 33 | 30 | 34 | 25 | 28 | 29 | 32 | . | . |
| 8 years | 51 | 51 | 34 | 36 | 23 | 25 | 15 | 21 | 6 | 10 | 24 | 30 | 22 | 28 | 19 | 23 | . | . | . | . |
| 10 years | 51 | 51 | 28 | 30 | 22 | 24 | 15 | 21 | 6 | 10 | 24 | 30 | 20 | 26 | . | . | . | . | . | . |

Relative survival (%) by age and period

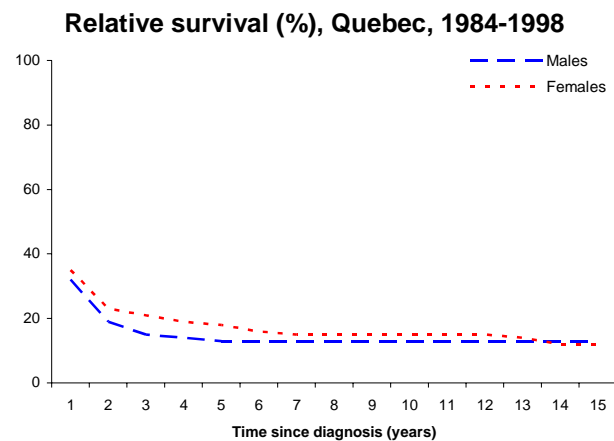


Source : Quebec Cancer Registry.

Oesophagus (ICD-9 150)

Number of cases, Quebec, 1984-1998

| | |
|---------|-------|
| Males | 2,222 |
| Females | 834 |
| Overall | 3,056 |



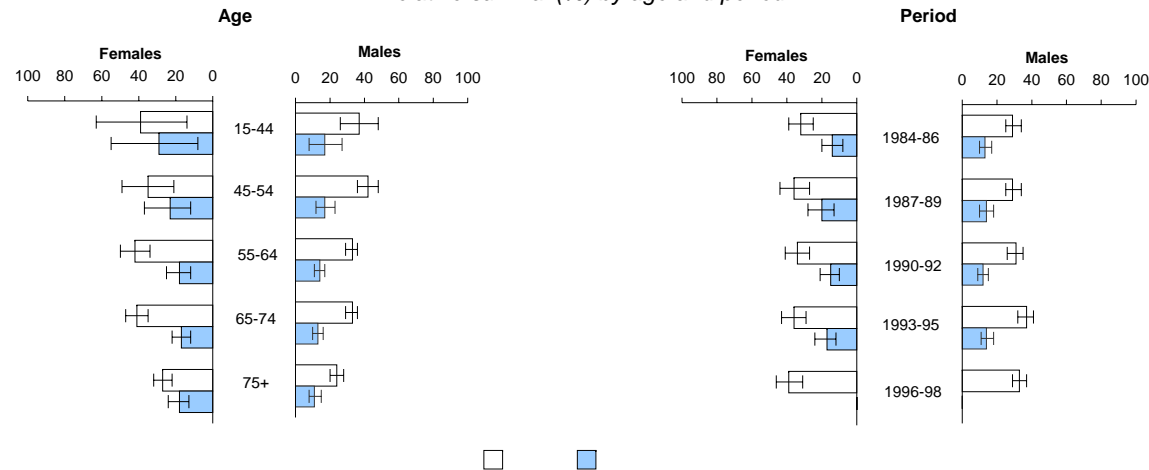
Source : Quebec Cancer Registry.

Oesophagus (ICD-9 150)

*Observed and relative survival (%) by age and period
(number of cases in parentheses)*

| | Age class (1984-1998) | | | | | | | | | | Period | | | | | | | | | |
|----------------|-----------------------|-----|-------|-----|-------|-----|---------|-----|-------|-----|---------|-----|---------|-----|---------|-----|---------|-----|---------|-----|
| | 15-44 | | 45-54 | | 55-64 | | 65-74 | | 75+ | | 1984-86 | | 1987-89 | | 1990-92 | | 1993-95 | | 1996-98 | |
| | obs | rel | obs | rel | obs | rel | obs | rel | obs | rel | obs | rel | obs | rel | obs | rel | obs | rel | obs | rel |
| Males | (73) | | (254) | | (612) | | (781) | | (502) | | (394) | | (417) | | (454) | | (445) | | (512) | |
| 1 year | 37 | 37 | 42 | 42 | 32 | 33 | 31 | 33 | 21 | 24 | 28 | 29 | 28 | 29 | 30 | 31 | 35 | 37 | 32 | 33 |
| 3 years | 18 | 19 | 20 | 20 | 15 | 16 | 13 | 15 | 8 | 11 | 14 | 16 | 13 | 14 | 12 | 14 | 16 | 17 | 14 | 16 |
| 5 years | 16 | 17 | 16 | 17 | 13 | 14 | 10 | 13 | 7 | 11 | 11 | 13 | 11 | 14 | 10 | 12 | 12 | 14 | . | . |
| 8 years | 12 | 12 | 13 | 14 | 12 | 14 | 8 | 12 | 4 | 9 | 10 | 13 | 9 | 13 | 8 | 11 | . | . | . | . |
| 10 years | 12 | 12 | 12 | 13 | 11 | 14 | 8 | 12 | 4 | 9 | 10 | 13 | 8 | 12 | . | . | . | . | . | . |
| Females | (13) | | (43) | | (147) | | (272) | | (359) | | (167) | | (126) | | (185) | | (179) | | (177) | |
| 1 year | 38 | 39 | 35 | 35 | 42 | 42 | 40 | 41 | 25 | 27 | 31 | 32 | 34 | 36 | 32 | 34 | 35 | 36 | 37 | 39 |
| 3 years | 29 | 29 | 23 | 23 | 22 | 22 | 22 | 23 | 15 | 18 | 16 | 17 | 20 | 22 | 18 | 20 | 18 | 20 | 26 | 29 |
| 5 years | 29 | 29 | 23 | 23 | 17 | 18 | 15 | 17 | 13 | 18 | 11 | 14 | 17 | 20 | 12 | 15 | 15 | 17 | . | . |
| 8 years | 29 | 29 | 23 | 23 | 11 | 11 | 12 | 14 | 8 | 16 | 8 | 11 | 13 | 17 | 7 | 10 | . | . | . | . |
| 10 years | 29 | 29 | 23 | 23 | 9 | 10 | 11 | 14 | 8 | 16 | 8 | 11 | 13 | 17 | . | . | . | . | . | . |
| Overall | (86) | | (297) | | (759) | | (1 053) | | (861) | | (561) | | (543) | | (639) | | (624) | | (689) | |
| 1 year | 37 | 37 | 41 | 41 | 34 | 34 | 34 | 35 | 23 | 25 | 29 | 30 | 29 | 31 | 30 | 32 | 35 | 36 | 33 | 34 |
| 3 years | 20 | 20 | 20 | 20 | 17 | 17 | 16 | 17 | 11 | 14 | 14 | 16 | 14 | 16 | 14 | 15 | 16 | 18 | 17 | 19 |
| 5 years | 18 | 18 | 17 | 18 | 14 | 15 | 11 | 14 | 9 | 14 | 11 | 13 | 13 | 15 | 11 | 13 | 13 | 15 | . | . |
| 8 years | 14 | 14 | 14 | 15 | 12 | 13 | 9 | 13 | 6 | 13 | 9 | 12 | 10 | 14 | 8 | 10 | . | . | . | . |
| 10 years | 14 | 14 | 13 | 14 | 11 | 13 | 9 | 13 | 6 | 13 | 9 | 12 | 9 | 14 | . | . | . | . | . | . |

Relative survival (%) by age and period

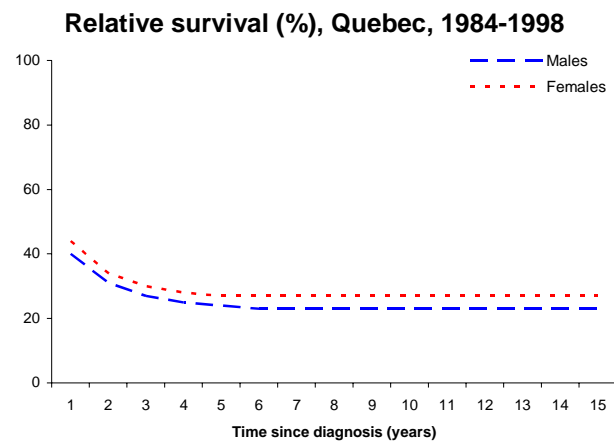


Source : Quebec Cancer Registry.

Stomach (ICD-9 151)

Number of cases, Quebec, 1984-1998

| | |
|---------|--------|
| Males | 7,061 |
| Females | 4,345 |
| Overall | 11,406 |



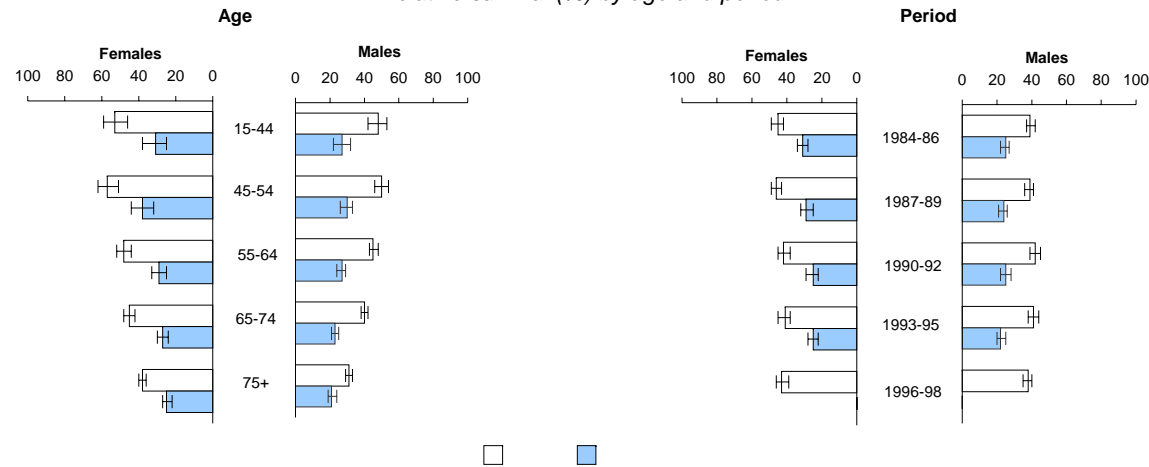
Source : Quebec Cancer Registry.

Stomach (ICD-9 151)

*Observed and relative survival (%) by age and period
(number of cases in parentheses)*

| | Age class (1984-1998) | | | | | | | | | | Period | | | | | | | | | |
|----------------|-----------------------|-----|-------|-----|---------|-----|---------|-----|---------|-----|---------|-----|---------|-----|---------|-----|---------|-----|---------|-----|
| | 15-44 | | 45-54 | | 55-64 | | 65-74 | | 75+ | | 1984-86 | | 1987-89 | | 1990-92 | | 1993-95 | | 1996-98 | |
| | obs | rel | obs | rel | obs | rel | obs | rel | obs | rel | obs | rel | obs | rel | obs | rel | obs | rel | obs | rel |
| Males | (318) | | (678) | | (1,519) | | (2,277) | | (2,269) | | (1,527) | | (1,457) | | (1,411) | | (1,368) | | (1,298) | |
| 1 year | 47 | 48 | 50 | 50 | 45 | 45 | 38 | 40 | 28 | 31 | 37 | 39 | 37 | 39 | 40 | 42 | 39 | 41 | 36 | 38 |
| 3 years | 35 | 35 | 33 | 34 | 28 | 29 | 23 | 26 | 16 | 22 | 24 | 27 | 24 | 28 | 24 | 28 | 22 | 25 | 24 | 27 |
| 5 years | 26 | 27 | 29 | 30 | 24 | 27 | 18 | 23 | 12 | 21 | 19 | 25 | 19 | 24 | 20 | 25 | 18 | 22 | . | . |
| 8 years | 24 | 24 | 25 | 27 | 20 | 24 | 14 | 22 | 8 | 21 | 15 | 24 | 16 | 23 | 16 | 23 | . | . | . | . |
| 10 years | 22 | 23 | 24 | 26 | 19 | 23 | 13 | 22 | 7 | 21 | 14 | 24 | 14 | 23 | . | . | . | . | . | . |
| Females | (221) | | (311) | | (636) | | (1,182) | | (1,995) | | (917) | | (913) | | (882) | | (850) | | (783) | |
| 1 year | 53 | 53 | 57 | 57 | 48 | 48 | 44 | 45 | 35 | 38 | 44 | 45 | 44 | 46 | 40 | 42 | 40 | 41 | 41 | 43 |
| 3 years | 35 | 36 | 40 | 40 | 32 | 33 | 29 | 30 | 21 | 26 | 29 | 32 | 29 | 32 | 26 | 29 | 24 | 27 | 25 | 28 |
| 5 years | 31 | 31 | 37 | 38 | 28 | 29 | 24 | 27 | 16 | 25 | 25 | 31 | 24 | 29 | 21 | 25 | 20 | 25 | . | . |
| 8 years | 30 | 30 | 34 | 35 | 25 | 27 | 21 | 26 | 13 | 25 | 22 | 30 | 20 | 28 | 17 | 25 | . | . | . | . |
| 10 years | 28 | 29 | 33 | 34 | 24 | 26 | 18 | 24 | 11 | 25 | 20 | 30 | 18 | 28 | . | . | . | . | . | . |
| Overall | (539) | | (989) | | (2,155) | | (3,459) | | (4,264) | | (2,444) | | (2,370) | | (2,293) | | (2,218) | | (2,081) | |
| 1 year | 50 | 50 | 52 | 52 | 46 | 46 | 40 | 42 | 31 | 34 | 40 | 42 | 40 | 42 | 40 | 42 | 39 | 41 | 38 | 40 |
| 3 years | 35 | 35 | 35 | 36 | 29 | 30 | 25 | 28 | 18 | 24 | 25 | 29 | 26 | 29 | 25 | 28 | 23 | 26 | 24 | 27 |
| 5 years | 28 | 29 | 31 | 32 | 25 | 27 | 20 | 24 | 14 | 23 | 22 | 27 | 21 | 26 | 20 | 25 | 19 | 23 | . | . |
| 8 years | 27 | 27 | 28 | 30 | 22 | 25 | 17 | 23 | 11 | 23 | 18 | 26 | 18 | 25 | 16 | 24 | . | . | . | . |
| 10 years | 25 | 26 | 27 | 29 | 20 | 24 | 15 | 23 | 9 | 23 | 17 | 26 | 16 | 25 | . | . | . | . | . | . |

Relative survival (%) by age and period

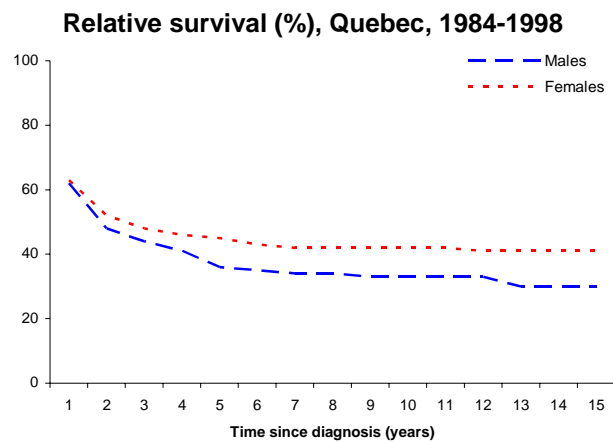


Source : Quebec Cancer Registry.

Small intestine (ICD-9 152)

Number of cases, Quebec, 1984-1998

| | |
|---------|-----|
| Males | 489 |
| Females | 472 |
| Overall | 961 |



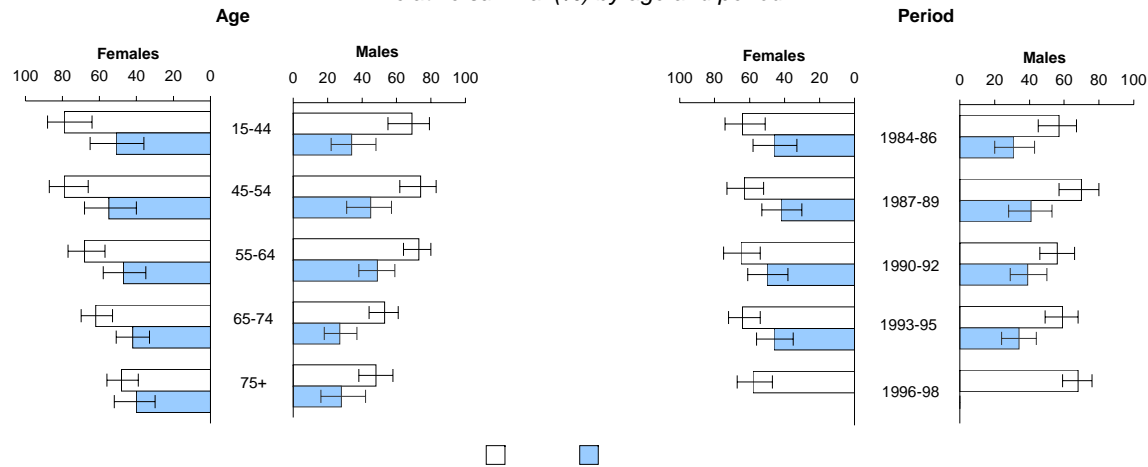
Source : Quebec Cancer Registry.

Small intestine (ICD-9 152)

*Observed and relative survival (%) by age and period
(number of cases in parentheses)*

| | Age class (1984-1998) | | | | | | | | | | Period | | | | | | | | | |
|----------------|-----------------------|-----|-------|-----|-------|-----|-------|-----|-------|-----|---------|-----|---------|-----|---------|-----|---------|-----|---------|-----|
| | 15-44 | | 45-54 | | 55-64 | | 65-74 | | 75+ | | 1984-86 | | 1987-89 | | 1990-92 | | 1993-95 | | 1996-98 | |
| | obs | rel | obs | rel | obs | rel | obs | rel | obs | rel | obs | rel | obs | rel | obs | rel | obs | rel | obs | rel |
| Males | (58) | | (68) | | (117) | | (138) | | (108) | | (77) | | (71) | | (105) | | (111) | | (125) | |
| 1 year | 69 | 69 | 74 | 74 | 72 | 73 | 51 | 53 | 44 | 48 | 55 | 57 | 68 | 70 | 54 | 56 | 57 | 59 | 66 | 68 |
| 3 years | 39 | 39 | 56 | 57 | 54 | 56 | 30 | 33 | 26 | 36 | 40 | 45 | 48 | 52 | 37 | 41 | 34 | 38 | 39 | 43 |
| 5 years | 34 | 34 | 43 | 45 | 45 | 49 | 22 | 27 | 16 | 28 | 26 | 31 | 35 | 41 | 33 | 39 | 28 | 34 | . | . |
| 8 years | 34 | 34 | 43 | 45 | 37 | 43 | 16 | 21 | 12 | 25 | 23 | 30 | 31 | 38 | 26 | 34 | . | . | . | . |
| 10 years | 34 | 34 | 39 | 41 | 37 | 43 | 16 | 21 | 6 | 16 | 21 | 28 | 28 | 37 | . | . | . | . | . | . |
| Females | (47) | | (56) | | (84) | | (138) | | (147) | | (71) | | (90) | | (89) | | (118) | | (104) | |
| 1 year | 79 | 79 | 79 | 79 | 68 | 68 | 61 | 62 | 44 | 48 | 62 | 64 | 61 | 63 | 64 | 65 | 62 | 64 | 56 | 58 |
| 3 years | 65 | 65 | 57 | 57 | 48 | 49 | 43 | 45 | 32 | 41 | 45 | 49 | 42 | 46 | 48 | 52 | 46 | 50 | 41 | 44 |
| 5 years | 51 | 51 | 54 | 55 | 45 | 47 | 38 | 42 | 28 | 40 | 39 | 46 | 37 | 42 | 44 | 50 | 39 | 46 | . | . |
| 8 years | 45 | 45 | 54 | 55 | 34 | 37 | 31 | 38 | 21 | 38 | 32 | 42 | 30 | 37 | 37 | 47 | . | . | . | . |
| 10 years | 45 | 45 | 54 | 55 | 32 | 35 | 29 | 37 | 20 | 38 | 32 | 42 | 28 | 37 | . | . | . | . | . | . |
| Overall | (105) | | (124) | | (201) | | (276) | | (255) | | (148) | | (161) | | (194) | | (229) | | (229) | |
| 1 year | 73 | 73 | 76 | 76 | 70 | 71 | 56 | 58 | 44 | 48 | 58 | 60 | 64 | 66 | 59 | 61 | 59 | 61 | 61 | 63 |
| 3 years | 51 | 51 | 56 | 57 | 51 | 53 | 37 | 40 | 30 | 39 | 43 | 47 | 45 | 48 | 42 | 46 | 40 | 44 | 39 | 43 |
| 5 years | 42 | 42 | 48 | 49 | 45 | 48 | 30 | 35 | 23 | 36 | 32 | 38 | 36 | 41 | 38 | 44 | 34 | 40 | . | . |
| 8 years | 39 | 39 | 48 | 49 | 36 | 40 | 24 | 31 | 18 | 35 | 28 | 37 | 30 | 38 | 31 | 40 | . | . | . | . |
| 10 years | 39 | 39 | 45 | 47 | 34 | 40 | 23 | 31 | 14 | 35 | 26 | 37 | 28 | 37 | . | . | . | . | . | . |

Relative survival (%) by age and period

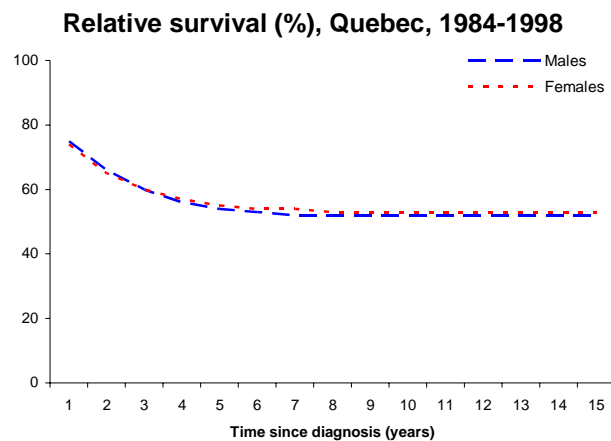


Source : Quebec Cancer Registry.

Colo rectal (ICD-9 153-154)

Number of cases, Quebec, 1984-1998

| | |
|---------|--------|
| Males | 26,106 |
| Females | 25,620 |
| Overall | 51,726 |



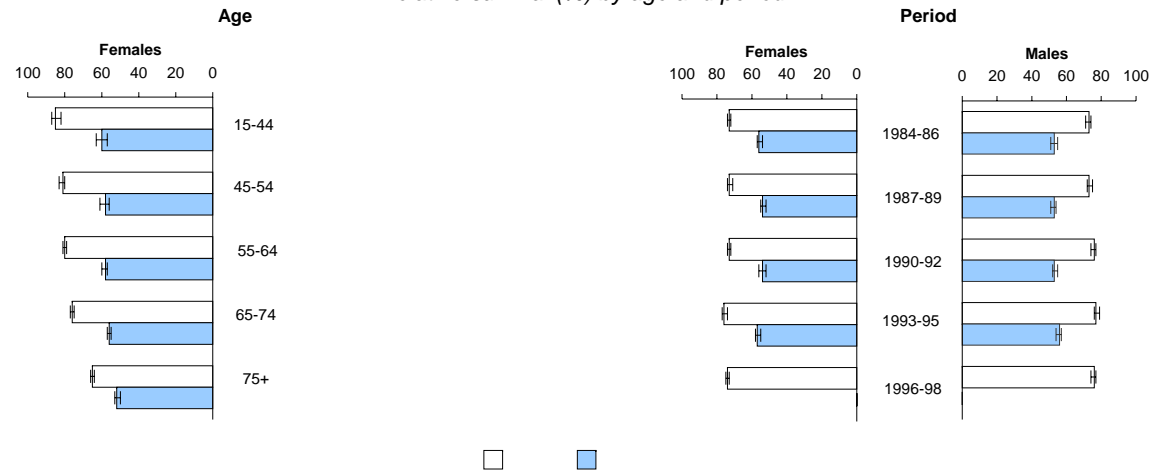
Source : Quebec Cancer Registry.

Colo rectal (ICD-9 153-154)

*Observed and relative survival (%) by age and period
(number of cases in parentheses)*

| | Age class (1984-1998) | | | | | | | | | | Period | | | | | | | | | |
|----------------|-----------------------|-----|---------|-----|----------|-----|----------|-----|----------|-----|---------|-----|---------|-----|----------|-----|----------|-----|----------|-----|
| | 15-44 | | 45-54 | | 55-64 | | 65-74 | | 75+ | | 1984-86 | | 1987-89 | | 1990-92 | | 1993-95 | | 1996-98 | |
| | obs | rel | obs | rel | obs | rel | obs | rel | obs | rel | obs | rel | obs | rel | obs | rel | obs | rel | obs | rel |
| Males, | (1,090) | | (2,771) | | (6,396) | | (8,874) | | (6,975) | | (4,648) | | (4,939) | | (5,348) | | (5,491) | | (5,680) | |
| 1 year | 82 | 82 | 81 | 82 | 78 | 79 | 73 | 75 | 60 | 66 | 69 | 73 | 70 | 73 | 72 | 76 | 74 | 77 | 73 | 76 |
| 3 years | 63 | 63 | 61 | 62 | 59 | 62 | 54 | 60 | 40 | 56 | 50 | 58 | 51 | 58 | 53 | 60 | 55 | 62 | 54 | 61 |
| 5 years | 56 | 57 | 54 | 55 | 50 | 55 | 44 | 54 | 30 | 53 | 42 | 53 | 42 | 53 | 43 | 53 | 45 | 56 | . | . |
| 8 years | 53 | 54 | 49 | 52 | 43 | 51 | 35 | 52 | 20 | 53 | 34 | 52 | 34 | 50 | 35 | 51 | . | . | . | . |
| 10 years | 51 | 53 | 47 | 51 | 41 | 51 | 30 | 51 | 16 | 53 | 31 | 52 | 30 | 49 | . | . | . | . | . | . |
| Females | (1,075) | | (2,405) | | (4,924) | | (7,488) | | (9,728) | | (4,824) | | (4,928) | | (5,190) | | (5,430) | | (5,248) | |
| 1 year | 85 | 85 | 81 | 81 | 79 | 80 | 74 | 76 | 61 | 65 | 71 | 73 | 70 | 73 | 71 | 73 | 73 | 76 | 72 | 74 |
| 3 years | 66 | 66 | 64 | 64 | 63 | 64 | 58 | 61 | 43 | 54 | 54 | 60 | 54 | 59 | 53 | 58 | 55 | 61 | 55 | 60 |
| 5 years | 60 | 60 | 57 | 58 | 56 | 58 | 50 | 56 | 35 | 52 | 47 | 56 | 46 | 54 | 46 | 54 | 48 | 57 | . | . |
| 8 years | 56 | 57 | 54 | 55 | 50 | 55 | 43 | 53 | 27 | 52 | 41 | 54 | 39 | 51 | 39 | 53 | . | . | . | . |
| 10 years | 55 | 56 | 52 | 55 | 48 | 54 | 39 | 52 | 23 | 52 | 38 | 54 | 36 | 51 | . | . | . | . | . | . |
| Overall | (2,165) | | (5,176) | | (11,320) | | (16,362) | | (16,703) | | (9,472) | | (9,867) | | (10,538) | | (10,921) | | (10,928) | |
| 1 year | 83 | 83 | 81 | 81 | 79 | 80 | 73 | 76 | 60 | 66 | 70 | 73 | 70 | 73 | 72 | 74 | 74 | 76 | 72 | 75 |
| 3 years | 64 | 65 | 62 | 63 | 61 | 63 | 55 | 61 | 42 | 55 | 52 | 59 | 52 | 58 | 53 | 59 | 55 | 62 | 54 | 61 |
| 5 years | 58 | 59 | 55 | 57 | 53 | 56 | 47 | 55 | 33 | 52 | 44 | 54 | 44 | 53 | 44 | 54 | 46 | 56 | . | . |
| 8 years | 54 | 55 | 51 | 54 | 46 | 53 | 39 | 52 | 24 | 52 | 38 | 53 | 36 | 50 | 37 | 52 | . | . | . | . |
| 10 years | 53 | 54 | 50 | 53 | 44 | 52 | 34 | 52 | 20 | 52 | 34 | 53 | 33 | 50 | . | . | . | . | . | . |

Relative survival (%) by age and period

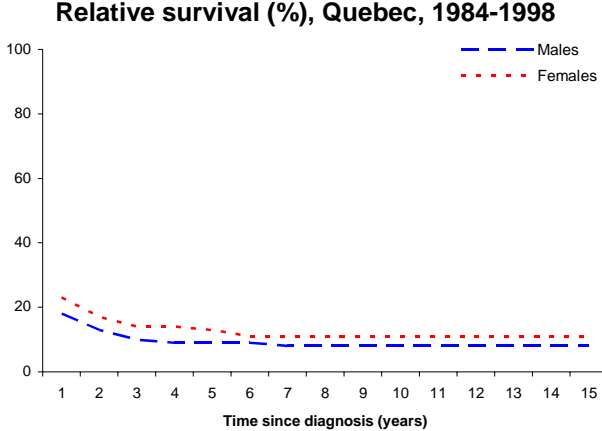


Source : Quebec Cancer Registry.

Liver (ICD-9 155)

Number of cases, Quebec, 1984-1998

| | |
|---------|-------|
| Males | 2,089 |
| Females | 1,051 |
| Overall | 3,140 |



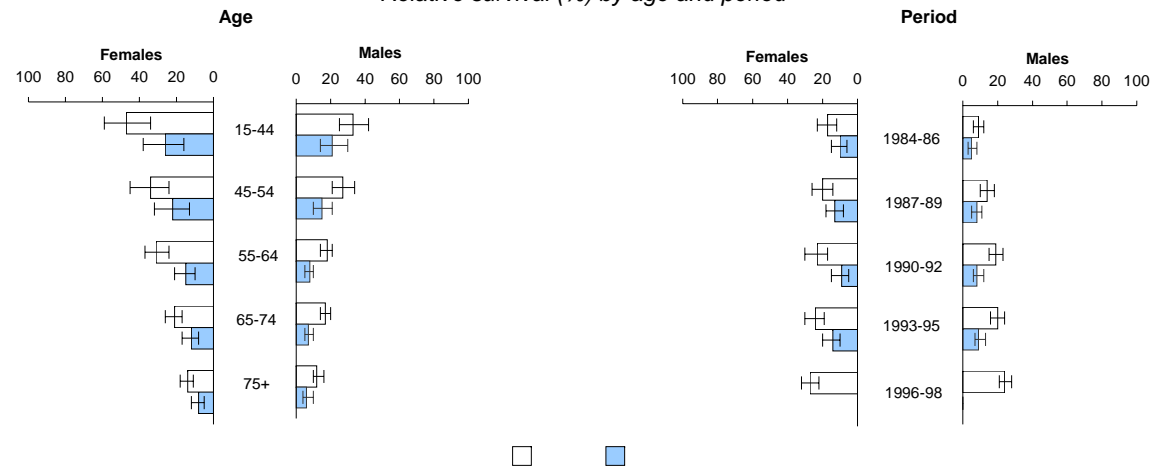
Source : Quebec Cancer Registry.

Liver (ICD-9 155)

*Observed and relative survival (%) by age and period
(number of cases in parentheses)*

| | Age class (1984-1998) | | | | | | | | | | Period | | | | | | | | | |
|----------------|-----------------------|-----|-------|-----|-------|-----|---------|-----|-------|-----|---------|-----|---------|-----|---------|-----|---------|-----|---------|-----|
| | 15-44 | | 45-54 | | 55-64 | | 65-74 | | 75+ | | 1984-86 | | 1987-89 | | 1990-92 | | 1993-95 | | 1996-98 | |
| | obs | rel | obs | rel | obs | rel | obs | rel | obs | rel | obs | rel | obs | rel | obs | rel | obs | rel | obs | rel |
| Males | (121) | | (196) | | (533) | | (780) | | (459) | | (327) | | (351) | | (378) | | (472) | | (561) | |
| 1 year | 33 | 33 | 27 | 27 | 17 | 18 | 16 | 17 | 11 | 12 | 8 | 9 | 13 | 14 | 18 | 19 | 19 | 20 | 23 | 24 |
| 3 years | 24 | 24 | 17 | 17 | 9 | 10 | 7 | 8 | 5 | 7 | 4 | 5 | 7 | 8 | 9 | 10 | 11 | 12 | 11 | 12 |
| 5 years | 21 | 21 | 15 | 15 | 7 | 8 | 6 | 7 | 4 | 6 | 4 | 5 | 7 | 8 | 7 | 8 | 8 | 9 | . | . |
| 8 years | 20 | 20 | 10 | 10 | 5 | 6 | 5 | 7 | 4 | 6 | 3 | 4 | 6 | 8 | 6 | 7 | . | . | . | . |
| 10 years | 20 | 20 | 10 | 10 | 5 | 6 | 5 | 7 | 4 | 6 | 3 | 4 | 6 | 8 | . | . | . | . | . | . |
| Females | (62) | | (70) | | (187) | | (316) | | (416) | | (165) | | (185) | | (171) | | (243) | | (287) | |
| 1 year | 47 | 47 | 34 | 34 | 30 | 31 | 21 | 21 | 13 | 14 | 16 | 17 | 19 | 20 | 22 | 23 | 23 | 24 | 26 | 27 |
| 3 years | 36 | 36 | 21 | 22 | 17 | 17 | 13 | 14 | 7 | 9 | 10 | 11 | 14 | 15 | 11 | 12 | 14 | 15 | 16 | 17 |
| 5 years | 26 | 26 | 21 | 22 | 14 | 15 | 11 | 12 | 6 | 8 | 8 | 10 | 12 | 13 | 8 | 9 | 13 | 14 | . | . |
| 8 years | 24 | 24 | 19 | 19 | 11 | 12 | 11 | 12 | 4 | 6 | 7 | 9 | 10 | 11 | 8 | 9 | . | . | . | . |
| 10 years | 24 | 24 | 19 | 19 | 11 | 12 | 11 | 12 | 3 | 6 | 7 | 8 | 10 | 11 | . | . | . | . | . | . |
| Overall | (183) | | (266) | | (720) | | (1 096) | | (875) | | (492) | | (536) | | (549) | | (715) | | (848) | |
| 1 year | 38 | 38 | 29 | 29 | 21 | 21 | 18 | 18 | 12 | 13 | 11 | 11 | 15 | 16 | 19 | 20 | 20 | 21 | 24 | 25 |
| 3 years | 28 | 28 | 18 | 19 | 11 | 12 | 9 | 10 | 6 | 8 | 6 | 7 | 10 | 10 | 10 | 11 | 12 | 13 | 13 | 14 |
| 5 years | 23 | 23 | 17 | 17 | 9 | 9 | 7 | 9 | 5 | 7 | 6 | 7 | 8 | 10 | 7 | 9 | 10 | 11 | . | . |
| 8 years | 21 | 21 | 13 | 13 | 7 | 7 | 6 | 8 | 4 | 7 | 4 | 6 | 7 | 9 | 6 | 8 | . | . | . | . |
| 10 years | 21 | 21 | 13 | 13 | 7 | 7 | 6 | 8 | 3 | 7 | 4 | 6 | 7 | 9 | . | . | . | . | . | . |

Relative survival (%) by age and period

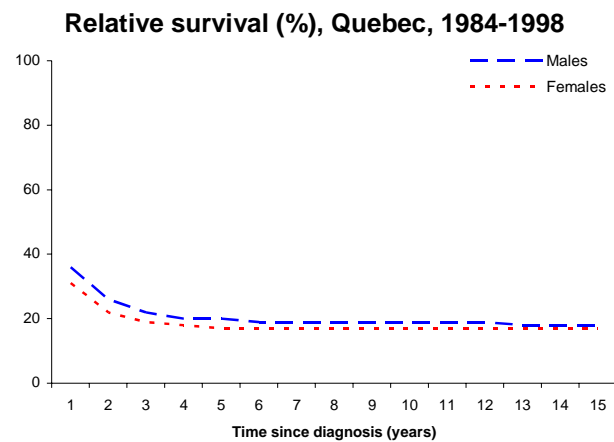


Source : Quebec Cancer Registry.

Biliary tract (ICD-9 156)

Number of cases, Quebec, 1984-1998

| | |
|---------|-------|
| Males | 1,250 |
| Females | 2,004 |
| Overall | 3,254 |



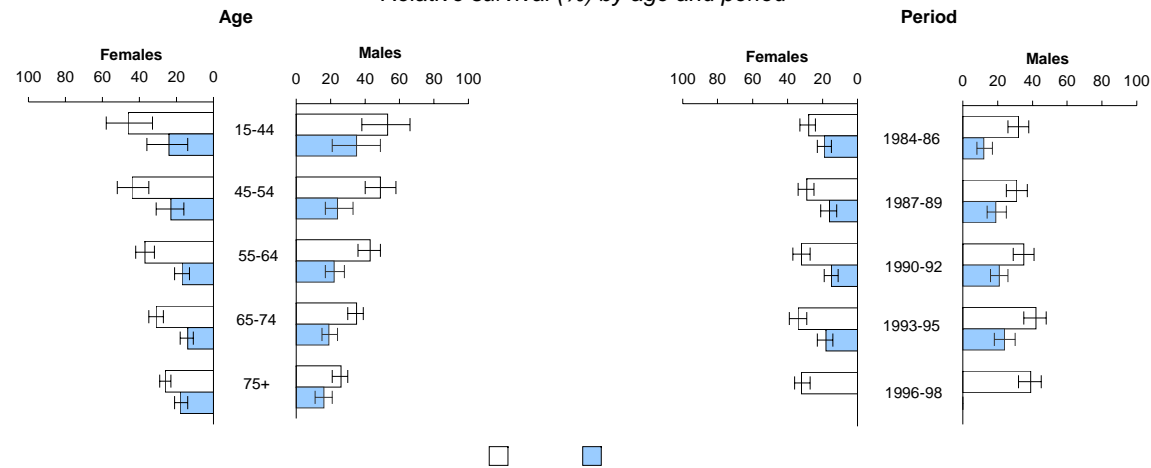
Source : Quebec Cancer Registry.

Biliary tract (ICD-9 156)

*Observed and relative survival (%) by age and period
(number of cases in parentheses)*

| | Age class (1984-1998) | | | | | | | | | | Period | | | | | | | | | |
|----------------|-----------------------|-----|-------|-----|-------|-----|---------|-----|---------|-----|---------|-----|---------|-----|---------|-----|---------|-----|---------|-----|
| | 15-44 | | 45-54 | | 55-64 | | 65-74 | | 75+ | | 1984-86 | | 1987-89 | | 1990-92 | | 1993-95 | | 1996-98 | |
| | obs | rel | obs | rel | obs | rel | obs | rel | obs | rel | obs | rel | obs | rel | obs | rel | obs | rel | obs | rel |
| Males | (47) | | (122) | | (240) | | (411) | | (430) | | (260) | | (231) | | (279) | | (265) | | (215) | |
| 1 year | 53 | 53 | 49 | 49 | 42 | 43 | 33 | 35 | 23 | 26 | 30 | 32 | 29 | 31 | 33 | 35 | 40 | 42 | 37 | 39 |
| 3 years | 37 | 37 | 28 | 29 | 24 | 25 | 19 | 21 | 12 | 16 | 13 | 15 | 16 | 19 | 21 | 24 | 23 | 27 | 20 | 22 |
| 5 years | 34 | 35 | 24 | 24 | 21 | 22 | 15 | 19 | 9 | 16 | 10 | 12 | 16 | 19 | 17 | 21 | 19 | 24 | . | . |
| 8 years | 28 | 28 | 22 | 23 | 19 | 21 | 12 | 17 | 7 | 16 | 8 | 12 | 12 | 17 | 15 | 20 | . | . | . | . |
| 10 years | 28 | 28 | 22 | 23 | 17 | 20 | 10 | 15 | 6 | 16 | 8 | 12 | 10 | 16 | . | . | . | . | . | . |
| Females | (61) | | (136) | | (317) | | (594) | | (896) | | (421) | | (377) | | (404) | | (392) | | (410) | |
| 1 year | 46 | 46 | 43 | 44 | 37 | 37 | 30 | 31 | 24 | 26 | 27 | 28 | 28 | 29 | 31 | 32 | 33 | 34 | 30 | 32 |
| 3 years | 28 | 28 | 24 | 25 | 20 | 20 | 17 | 18 | 14 | 18 | 17 | 19 | 17 | 19 | 17 | 18 | 19 | 21 | 15 | 17 |
| 5 years | 24 | 24 | 23 | 23 | 16 | 17 | 13 | 14 | 12 | 18 | 16 | 19 | 13 | 16 | 12 | 15 | 15 | 18 | . | . |
| 8 years | 20 | 21 | 18 | 18 | 14 | 15 | 11 | 14 | 11 | 18 | 14 | 19 | 11 | 16 | 11 | 14 | . | . | . | . |
| 10 years | 20 | 21 | 18 | 18 | 12 | 13 | 11 | 14 | 9 | 18 | 13 | 19 | 11 | 16 | . | . | . | . | . | . |
| Overall | (108) | | (258) | | (557) | | (1 005) | | (1 326) | | (681) | | (608) | | (683) | | (657) | | (625) | |
| 1 year | 49 | 49 | 46 | 46 | 39 | 39 | 32 | 32 | 24 | 26 | 28 | 30 | 28 | 30 | 32 | 33 | 35 | 37 | 33 | 34 |
| 3 years | 32 | 32 | 26 | 27 | 22 | 22 | 18 | 19 | 14 | 18 | 15 | 18 | 17 | 19 | 18 | 20 | 21 | 23 | 17 | 19 |
| 5 years | 28 | 29 | 23 | 24 | 18 | 19 | 14 | 16 | 11 | 17 | 13 | 17 | 14 | 18 | 14 | 17 | 17 | 20 | . | . |
| 8 years | 24 | 24 | 20 | 20 | 16 | 18 | 12 | 15 | 10 | 17 | 12 | 17 | 11 | 17 | 13 | 17 | . | . | . | . |
| 10 years | 24 | 24 | 20 | 20 | 14 | 17 | 11 | 15 | 8 | 17 | 11 | 17 | 11 | 17 | . | . | . | . | . | . |

Relative survival (%) by age and period

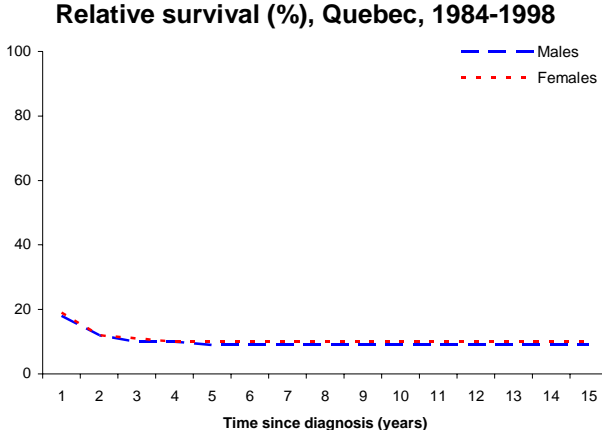


Source : Quebec Cancer Registry.

Pancreas (ICD-9 157)

Number of cases, Quebec, 1984-1998

| | |
|---------|--------|
| Males | 5,202 |
| Females | 4,904 |
| Overall | 10,106 |



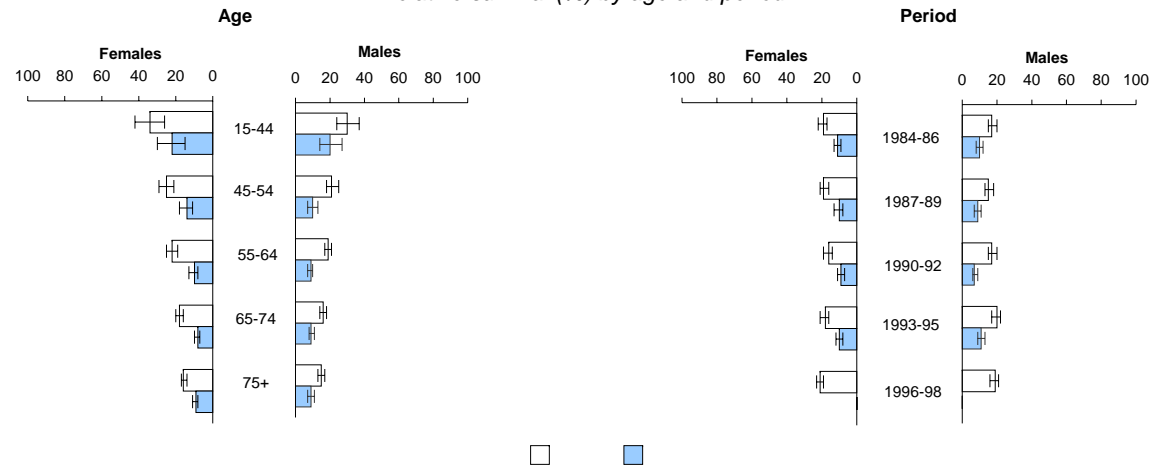
Source : Quebec Cancer Registry.

Pancreas (ICD-9 157)

*Observed and relative survival (%) by age and period
(number of cases in parentheses)*

| | Age class (1984-1998) | | | | | | | | | | Period | | | | | | | | | |
|----------------|-----------------------|-----|-------|-----|---------|-----|---------|-----|---------|-----|---------|-----|---------|-----|---------|-----|---------|-----|---------|-----|
| | 15-44 | | 45-54 | | 55-64 | | 65-74 | | 75+ | | 1984-86 | | 1987-89 | | 1990-92 | | 1993-95 | | 1996-98 | |
| | obs | rel | obs | rel | obs | rel | obs | rel | obs | rel | obs | rel | obs | rel | obs | rel | obs | rel | obs | rel |
| Males | (178) | | (549) | | (1,332) | | (1,765) | | (1,378) | | (1,055) | | (1,025) | | (976) | | (1,106) | | (1,040) | |
| 1 year | 30 | 30 | 21 | 21 | 19 | 19 | 15 | 16 | 14 | 15 | 16 | 17 | 15 | 15 | 17 | 17 | 19 | 20 | 18 | 19 |
| 3 years | 22 | 22 | 12 | 13 | 9 | 9 | 9 | 10 | 6 | 9 | 9 | 10 | 9 | 10 | 7 | 9 | 10 | 12 | 9 | 10 |
| 5 years | 20 | 20 | 10 | 10 | 8 | 9 | 7 | 9 | 5 | 9 | 8 | 10 | 7 | 9 | 6 | 7 | 9 | 11 | . | . |
| 8 years | 20 | 20 | 8 | 8 | 7 | 8 | 6 | 8 | 4 | 9 | 7 | 10 | 6 | 9 | 5 | 7 | . | . | . | . |
| 10 years | 20 | 20 | 8 | 8 | 7 | 8 | 6 | 8 | 3 | 9 | 6 | 10 | 6 | 9 | . | . | . | . | . | . |
| Females | (129) | | (366) | | (850) | | (1,551) | | (2,008) | | (880) | | (920) | | (955) | | (1,048) | | (1,101) | |
| 1 year | 34 | 34 | 25 | 25 | 22 | 22 | 18 | 18 | 15 | 16 | 19 | 19 | 18 | 19 | 16 | 16 | 18 | 18 | 20 | 21 |
| 3 years | 23 | 23 | 14 | 14 | 11 | 11 | 9 | 10 | 8 | 9 | 11 | 12 | 10 | 11 | 8 | 9 | 9 | 10 | 9 | 10 |
| 5 years | 22 | 22 | 14 | 14 | 10 | 10 | 8 | 8 | 6 | 9 | 9 | 11 | 9 | 10 | 7 | 9 | 8 | 10 | . | . |
| 8 years | 22 | 22 | 14 | 14 | 10 | 10 | 7 | 8 | 6 | 9 | 9 | 11 | 8 | 10 | 7 | 9 | . | . | . | . |
| 10 years | 22 | 22 | 13 | 13 | 9 | 10 | 7 | 8 | 5 | 9 | 8 | 11 | 8 | 10 | . | . | . | . | . | . |
| Overall | (307) | | (915) | | (2,182) | | (3,316) | | (3,386) | | (1,935) | | (1,945) | | (1,931) | | (2,154) | | (2,141) | |
| 1 year | 32 | 32 | 23 | 23 | 20 | 20 | 16 | 17 | 14 | 16 | 17 | 18 | 16 | 17 | 16 | 17 | 18 | 19 | 19 | 20 |
| 3 years | 22 | 23 | 13 | 13 | 10 | 10 | 9 | 10 | 7 | 9 | 10 | 11 | 9 | 10 | 8 | 9 | 10 | 11 | 9 | 10 |
| 5 years | 21 | 21 | 11 | 12 | 9 | 9 | 7 | 9 | 6 | 9 | 8 | 10 | 8 | 10 | 7 | 8 | 9 | 10 | . | . |
| 8 years | 21 | 21 | 10 | 11 | 8 | 9 | 7 | 9 | 5 | 9 | 7 | 10 | 7 | 10 | 6 | 8 | . | . | . | . |
| 10 years | 21 | 21 | 10 | 10 | 8 | 9 | 6 | 9 | 4 | 9 | 7 | 10 | 7 | 10 | . | . | . | . | . | . |

Relative survival (%) by age and period

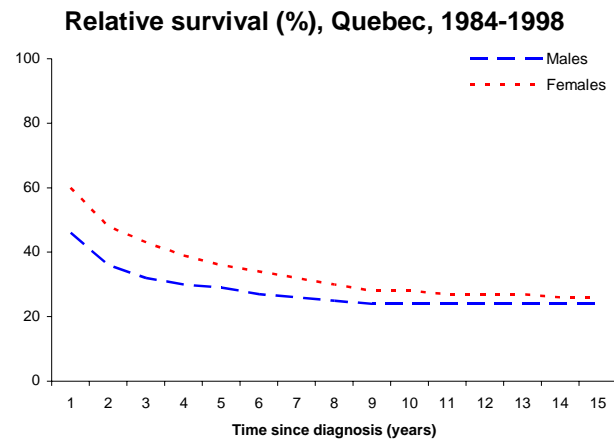


Source : Quebec Cancer Registry.

Retroperitoneum and peritoneum (ICD-9 158)

Number of cases, Quebec, 1984-1998

| | |
|---------|-----|
| Males | 336 |
| Females | 462 |
| Overall | 798 |



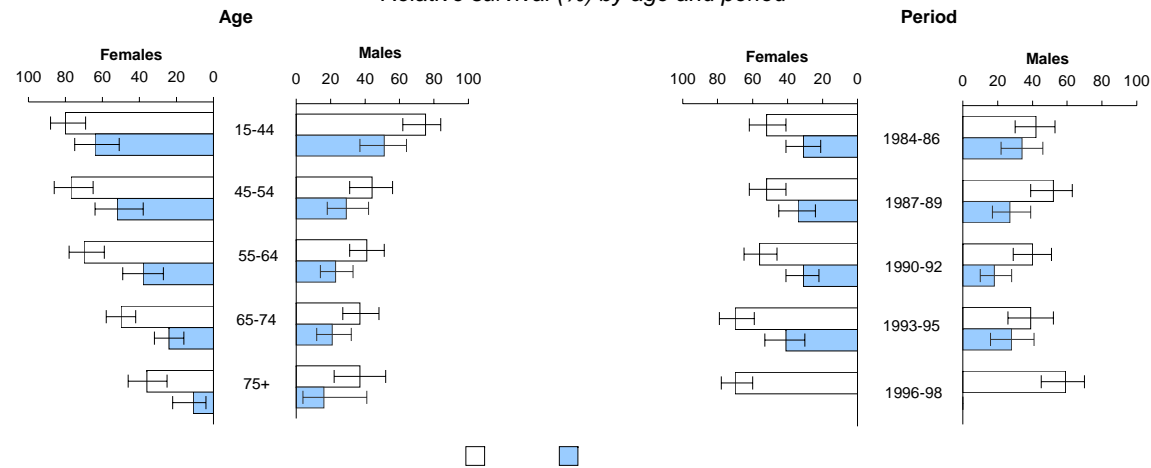
Source : Quebec Cancer Registry.

Retroperitoneum and peritoneum (ICD-9 158)

*Observed and relative survival (%) by age and period
(number of cases in parentheses)*

| | Age class (1984-1998) | | | | | | | | | | Period | | | | | | | | | |
|----------------|-----------------------|-----|-------|-----|-------|-----|-------|-----|-------|-----|---------|-----|---------|-----|---------|-----|---------|-----|---------|-----|
| | 15-44 | | 45-54 | | 55-64 | | 65-74 | | 75+ | | 1984-86 | | 1987-89 | | 1990-92 | | 1993-95 | | 1996-98 | |
| | obs | rel | obs | rel | obs | rel | obs | rel | obs | rel | obs | rel | obs | rel | obs | rel | obs | rel | obs | rel |
| Males | (59) | | (57) | | (94) | | (81) | | (45) | | (67) | | (74) | | (77) | | (55) | | (63) | |
| 1 year | 75 | 75 | 44 | 44 | 40 | 41 | 36 | 37 | 33 | 37 | 40 | 42 | 50 | 52 | 39 | 40 | 38 | 39 | 57 | 59 |
| 3 years | 51 | 51 | 33 | 33 | 27 | 28 | 21 | 24 | 18 | 22 | 31 | 34 | 31 | 33 | 18 | 20 | 31 | 32 | 35 | 38 |
| 5 years | 51 | 51 | 29 | 29 | 21 | 23 | 18 | 21 | 9 | 16 | 30 | 34 | 24 | 27 | 16 | 18 | 26 | 28 | . | . |
| 8 years | 46 | 46 | 22 | 23 | 17 | 20 | 12 | 17 | 4 | 11 | 22 | 29 | 20 | 24 | 14 | 17 | . | . | . | . |
| 10 years | 46 | 46 | 22 | 23 | 17 | 20 | 10 | 15 | . | . | 21 | 28 | 19 | 23 | . | . | . | . | . | . |
| Females | (71) | | (66) | | (97) | | (142) | | (86) | | (88) | | (82) | | (102) | | (88) | | (102) | |
| 1 year | 80 | 80 | 77 | 77 | 69 | 70 | 49 | 50 | 34 | 36 | 51 | 52 | 51 | 52 | 55 | 56 | 69 | 70 | 69 | 70 |
| 3 years | 73 | 73 | 61 | 62 | 44 | 45 | 26 | 28 | 22 | 26 | 38 | 39 | 37 | 38 | 36 | 38 | 51 | 53 | 44 | 46 |
| 5 years | 64 | 64 | 51 | 52 | 36 | 38 | 22 | 24 | 8 | 11 | 28 | 31 | 32 | 34 | 29 | 31 | 39 | 41 | . | . |
| 8 years | 58 | 59 | 43 | 44 | 31 | 34 | 14 | 17 | 4 | 6 | 23 | 26 | 29 | 33 | 22 | 24 | . | . | . | . |
| 10 years | 55 | 55 | 38 | 39 | 23 | 26 | 14 | 17 | 4 | 6 | 19 | 22 | 27 | 31 | . | . | . | . | . | . |
| Overall | (130) | | (123) | | (191) | | (223) | | (131) | | (155) | | (156) | | (179) | | (143) | | (165) | |
| 1 year | 78 | 78 | 62 | 62 | 55 | 56 | 44 | 46 | 34 | 36 | 46 | 48 | 51 | 52 | 48 | 49 | 57 | 58 | 64 | 66 |
| 3 years | 63 | 63 | 48 | 48 | 36 | 37 | 24 | 26 | 21 | 26 | 35 | 37 | 34 | 36 | 28 | 30 | 43 | 45 | 41 | 44 |
| 5 years | 58 | 59 | 41 | 42 | 29 | 31 | 20 | 24 | 8 | 12 | 29 | 32 | 28 | 31 | 23 | 25 | 34 | 36 | . | . |
| 8 years | 53 | 53 | 33 | 34 | 24 | 27 | 13 | 18 | 4 | 7 | 23 | 27 | 25 | 29 | 19 | 21 | . | . | . | . |
| 10 years | 51 | 52 | 31 | 32 | 20 | 23 | 13 | 18 | 3 | 6 | 20 | 25 | 23 | 28 | . | . | . | . | . | . |

Relative survival (%) by age and period

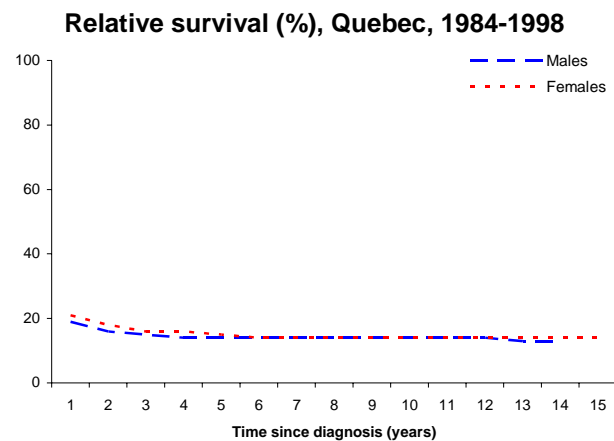


Source : Quebec Cancer Registry.

Other and ill-defined sites within the digestive organs and peritoneum (ICD-9 159)

Number of cases, Quebec, 1984-1998

| | |
|---------|-------|
| Males | 558 |
| Females | 633 |
| Overall | 1,191 |



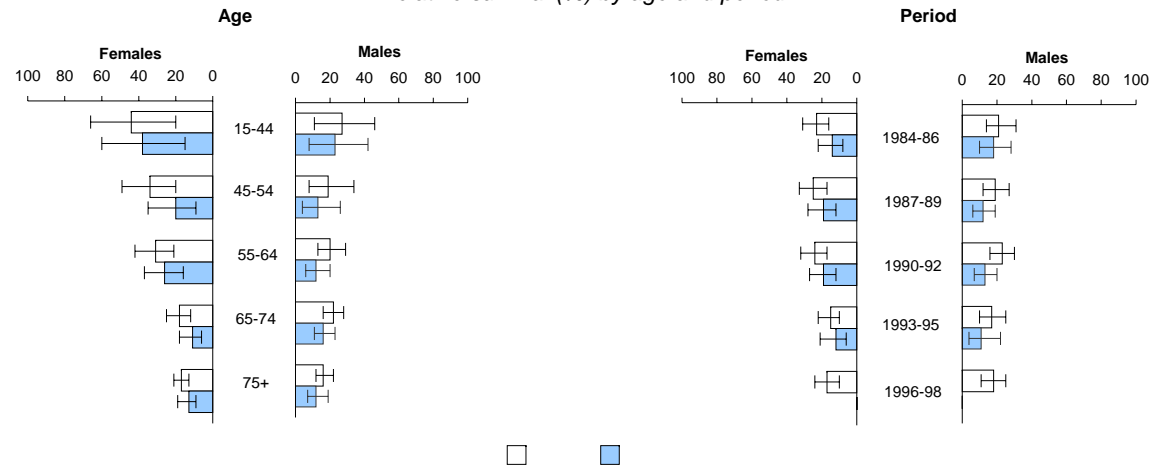
Source : Quebec Cancer Registry.

Other and ill-defined sites within the digestive organs and peritoneum (ICD-9 159)

Observed and relative survival (%) by age and period
(number of cases in parentheses)

| | Age class (1984-1998) | | | | | | | | | | Period | | | | | | | | | |
|----------------|-----------------------|-----|-------|-----|-------|-----|-------|-----|-------|-----|---------|-----|---------|-----|---------|-----|---------|-----|---------|-----|
| | 15-44 | | 45-54 | | 55-64 | | 65-74 | | 75+ | | 1984-86 | | 1987-89 | | 1990-92 | | 1993-95 | | 1996-98 | |
| | obs | rel | obs | rel | obs | rel | obs | rel | obs | rel | obs | rel | obs | rel | obs | rel | obs | rel | obs | rel |
| Males | (22) | | (32) | | (100) | | (183) | | (221) | | (95) | | (102) | | (136) | | (98) | | (127) | |
| 1 year | 27 | 27 | 19 | 19 | 20 | 20 | 21 | 22 | 14 | 16 | 20 | 21 | 18 | 19 | 21 | 23 | 15 | 17 | 17 | 18 |
| 3 years | 23 | 23 | 13 | 13 | 14 | 15 | 14 | 16 | 9 | 12 | 15 | 18 | 10 | 12 | 12 | 14 | 12 | 14 | 15 | 16 |
| 5 years | 23 | 23 | 13 | 13 | 12 | 12 | 14 | 16 | 7 | 12 | 14 | 18 | 10 | 12 | 10 | 13 | 8 | 11 | . | . |
| 8 years | . | . | 13 | 13 | 12 | 12 | 12 | 15 | 7 | 12 | 13 | 18 | 10 | 12 | 8 | 11 | . | . | . | . |
| 10 years | . | . | 13 | 13 | 12 | 12 | 10 | 14 | 7 | 12 | 13 | 18 | 9 | 11 | . | . | . | . | . | . |
| Females | (16) | | (38) | | (68) | | (130) | | (381) | | (114) | | (120) | | (143) | | (134) | | (122) | |
| 1 year | 44 | 44 | 34 | 34 | 31 | 31 | 18 | 18 | 16 | 17 | 22 | 23 | 23 | 25 | 23 | 24 | 14 | 15 | 16 | 17 |
| 3 years | 38 | 38 | 26 | 26 | 26 | 27 | 11 | 12 | 10 | 14 | 12 | 14 | 18 | 21 | 18 | 21 | 10 | 13 | 9 | 10 |
| 5 years | 38 | 38 | 20 | 20 | 25 | 26 | 10 | 11 | 8 | 13 | 11 | 14 | 15 | 19 | 15 | 19 | 8 | 12 | . | . |
| 8 years | 38 | 38 | 17 | 17 | 21 | 22 | 8 | 9 | 6 | 12 | 10 | 13 | 13 | 18 | 11 | 14 | . | . | . | . |
| 10 years | 38 | 38 | 17 | 17 | 19 | 20 | 8 | 9 | 6 | 12 | 10 | 13 | 13 | 18 | . | . | . | . | . | . |
| Overall | (38) | | (70) | | (168) | | (313) | | (602) | | (209) | | (222) | | (279) | | (232) | | (249) | |
| 1 year | 34 | 34 | 27 | 27 | 24 | 25 | 19 | 20 | 15 | 17 | 21 | 22 | 21 | 22 | 22 | 23 | 15 | 16 | 16 | 17 |
| 3 years | 29 | 29 | 19 | 20 | 19 | 20 | 13 | 15 | 10 | 13 | 13 | 16 | 14 | 17 | 15 | 17 | 11 | 13 | 12 | 13 |
| 5 years | 29 | 29 | 16 | 16 | 17 | 18 | 12 | 14 | 8 | 13 | 12 | 16 | 13 | 16 | 13 | 16 | 9 | 12 | . | . |
| 8 years | 29 | 29 | 14 | 14 | 15 | 16 | 10 | 13 | 6 | 12 | 11 | 16 | 12 | 16 | 10 | 13 | . | . | . | . |
| 10 years | 29 | 29 | 14 | 14 | 14 | 15 | 9 | 13 | 6 | 12 | 11 | 16 | 11 | 16 | . | . | . | . | . | . |

Relative survival (%) by age and period

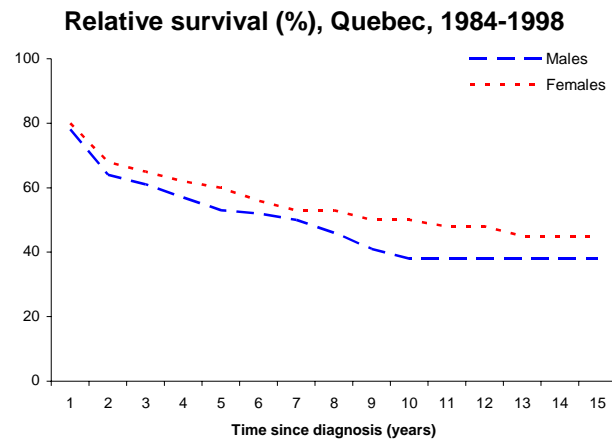


Source : Quebec Cancer Registry.

Nasal cavities (ICD-9 160)

Number of cases, Quebec, 1984-1998

| | |
|---------|-----|
| Males | 352 |
| Females | 252 |
| Overall | 604 |



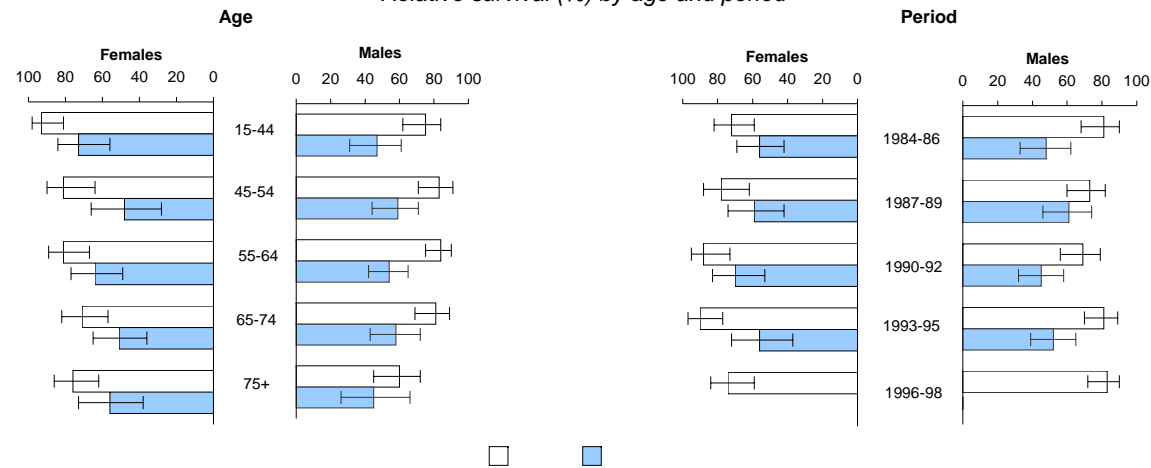
Source : Quebec Cancer Registry.

Nasal cavities (ICD-9 160)

*Observed and relative survival (%) by age and period
(number of cases in parentheses)*

| | Age class (1984-1998) | | | | | | | | | | Period | | | | | | | | | |
|----------------|-----------------------|-----|-------|-----|-------|-----|-------|-----|-------|-----|---------|-----|---------|-----|---------|-----|---------|-----|---------|-----|
| | 15-44 | | 45-54 | | 55-64 | | 65-74 | | 75+ | | 1984-86 | | 1987-89 | | 1990-92 | | 1993-95 | | 1996-98 | |
| | obs | rel | obs | rel | obs | rel | obs | rel | obs | rel | obs | rel | obs | rel | obs | rel | obs | rel | obs | rel |
| Males | (59) | | (58) | | (100) | | (76) | | (59) | | (58) | | (67) | | (66) | | (78) | | (83) | |
| 1 year | 75 | 75 | 83 | 83 | 83 | 84 | 78 | 81 | 54 | 60 | 79 | 81 | 70 | 73 | 67 | 69 | 79 | 81 | 81 | 83 |
| 3 years | 57 | 57 | 66 | 67 | 61 | 64 | 55 | 62 | 37 | 49 | 57 | 62 | 61 | 67 | 44 | 48 | 55 | 60 | 64 | 68 |
| 5 years | 46 | 47 | 57 | 59 | 50 | 54 | 48 | 58 | 27 | 45 | 41 | 48 | 52 | 61 | 39 | 45 | 45 | 52 | . | . |
| 8 years | 46 | 47 | 54 | 57 | 38 | 45 | 33 | 45 | 9 | 21 | 31 | 40 | 39 | 50 | 32 | 40 | . | . | . | . |
| 10 years | 39 | 39 | 47 | 49 | 36 | 44 | 17 | 27 | . | . | 22 | 31 | 33 | 45 | . | . | . | . | . | . |
| Females | (45) | | (36) | | (55) | | (53) | | (63) | | (61) | | (46) | | (43) | | (51) | | (51) | |
| 1 year | 93 | 93 | 81 | 81 | 80 | 81 | 70 | 71 | 71 | 76 | 70 | 72 | 76 | 78 | 86 | 88 | 88 | 90 | 73 | 74 |
| 3 years | 76 | 76 | 61 | 62 | 66 | 68 | 54 | 57 | 50 | 61 | 54 | 58 | 63 | 68 | 67 | 71 | 67 | 72 | 52 | 54 |
| 5 years | 73 | 73 | 47 | 48 | 62 | 64 | 47 | 51 | 38 | 56 | 51 | 56 | 52 | 59 | 65 | 70 | 48 | 56 | . | . |
| 8 years | 65 | 65 | 47 | 48 | 52 | 56 | 36 | 41 | 31 | 48 | 41 | 48 | 43 | 52 | 58 | 65 | . | . | . | . |
| 10 years | 65 | 65 | 47 | 48 | 49 | 53 | 32 | 37 | 25 | 42 | 38 | 46 | 41 | 50 | . | . | . | . | . | . |
| Overall | (104) | | (94) | | (155) | | (129) | | (122) | | (119) | | (113) | | (109) | | (129) | | (134) | |
| 1 year | 83 | 83 | 82 | 82 | 82 | 83 | 74 | 77 | 63 | 68 | 75 | 77 | 73 | 75 | 74 | 77 | 83 | 85 | 78 | 79 |
| 3 years | 65 | 66 | 64 | 65 | 63 | 66 | 55 | 60 | 44 | 56 | 55 | 60 | 62 | 67 | 53 | 57 | 60 | 65 | 59 | 63 |
| 5 years | 59 | 59 | 54 | 55 | 54 | 58 | 48 | 56 | 33 | 51 | 46 | 53 | 52 | 60 | 50 | 56 | 46 | 54 | . | . |
| 8 years | 55 | 55 | 52 | 54 | 44 | 50 | 35 | 46 | 22 | 44 | 36 | 45 | 41 | 51 | 42 | 52 | . | . | . | . |
| 10 years | 51 | 52 | 47 | 49 | 41 | 48 | 23 | 35 | 14 | 32 | 30 | 41 | 36 | 48 | . | . | . | . | . | . |

Relative survival (%) by age and period

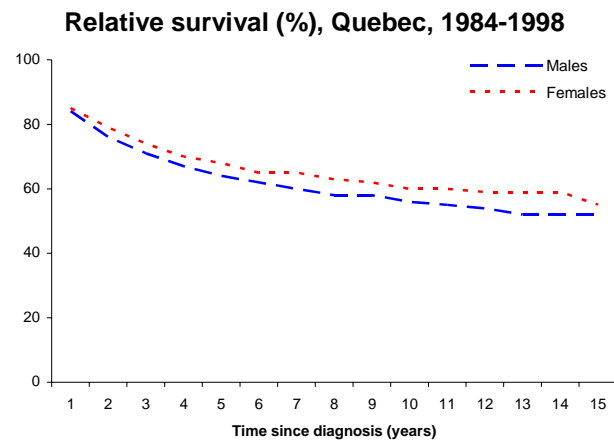


Source : Quebec Cancer Registry.

Larynx (ICD-9 161)

Number of cases, Quebec, 1984-1998

| | |
|---------|-------|
| Males | 5,049 |
| Females | 1,144 |
| Overall | 6,193 |



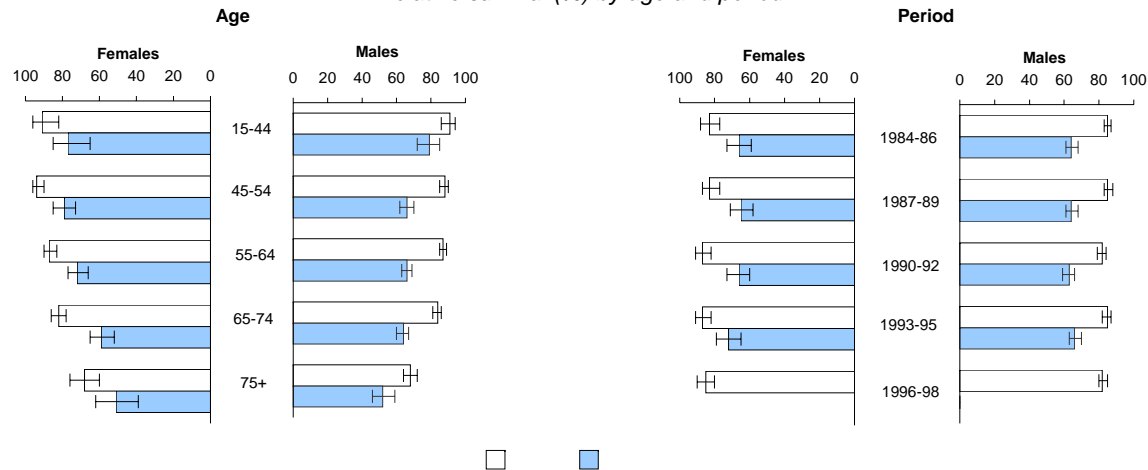
Source : Quebec Cancer Registry.

Larynx (ICD-9 161)

*Observed and relative survival (%) by age and period
(number of cases in parentheses)*

| | Age class (1984-1998) | | | | | | | | | | Period | | | | | | | | | |
|----------------|-----------------------|-----|---------|-----|---------|-----|---------|-----|-------|-----|---------|-----|---------|-----|---------|-----|---------|-----|---------|-----|
| | 15-44 | | 45-54 | | 55-64 | | 65-74 | | 75+ | | 1984-86 | | 1987-89 | | 1990-92 | | 1993-95 | | 1996-98 | |
| | obs | rel | obs | rel | obs | rel | obs | rel | obs | rel | obs | rel | obs | rel | obs | rel | obs | rel | obs | rel |
| Males | (194) | | (821) | | (1 827) | | (1 533) | | (674) | | (1,040) | | (1,058) | | (1,020) | | (1,040) | | (891) | |
| 1 year | 91 | 91 | 87 | 88 | 86 | 87 | 81 | 84 | 62 | 68 | 83 | 85 | 83 | 85 | 80 | 82 | 82 | 85 | 80 | 82 |
| 3 years | 83 | 84 | 71 | 72 | 70 | 73 | 63 | 70 | 44 | 59 | 66 | 72 | 64 | 70 | 64 | 69 | 68 | 73 | 63 | 69 |
| 5 years | 78 | 79 | 64 | 66 | 60 | 66 | 52 | 64 | 31 | 52 | 55 | 64 | 55 | 64 | 55 | 63 | 58 | 66 | . | . |
| 8 years | 71 | 73 | 55 | 59 | 50 | 59 | 41 | 59 | 19 | 49 | 46 | 60 | 45 | 58 | 44 | 56 | . | . | . | . |
| 10 years | 69 | 71 | 54 | 58 | 45 | 57 | 34 | 55 | 15 | 49 | 42 | 58 | 40 | 56 | . | . | . | . | . | . |
| Females | (69) | | (229) | | (369) | | (326) | | (151) | | (206) | | (246) | | (246) | | (223) | | (223) | |
| 1 year | 91 | 91 | 93 | 94 | 86 | 87 | 81 | 82 | 64 | 68 | 82 | 83 | 81 | 83 | 86 | 87 | 86 | 87 | 84 | 85 |
| 3 years | 81 | 81 | 84 | 85 | 76 | 77 | 63 | 67 | 48 | 58 | 67 | 70 | 68 | 71 | 71 | 74 | 74 | 77 | 72 | 76 |
| 5 years | 76 | 77 | 78 | 79 | 69 | 72 | 53 | 59 | 37 | 51 | 62 | 66 | 60 | 65 | 62 | 66 | 67 | 72 | . | . |
| 8 years | 73 | 73 | 71 | 73 | 59 | 64 | 46 | 54 | 28 | 48 | 55 | 62 | 51 | 58 | 55 | 62 | . | . | . | . |
| 10 years | 70 | 70 | 69 | 72 | 54 | 60 | 40 | 50 | 27 | 48 | 50 | 59 | 47 | 56 | . | . | . | . | . | . |
| Overall | (263) | | (1,050) | | (2,196) | | (1,859) | | (825) | | (1,246) | | (1,304) | | (1,266) | | (1,263) | | (1,114) | |
| 1 year | 91 | 91 | 89 | 89 | 86 | 87 | 81 | 83 | 62 | 68 | 82 | 85 | 83 | 85 | 81 | 83 | 83 | 85 | 81 | 83 |
| 3 years | 83 | 83 | 74 | 75 | 71 | 74 | 63 | 70 | 45 | 59 | 66 | 72 | 65 | 70 | 65 | 70 | 69 | 74 | 65 | 71 |
| 5 years | 78 | 78 | 67 | 69 | 62 | 67 | 52 | 63 | 32 | 52 | 56 | 65 | 56 | 64 | 56 | 64 | 59 | 67 | . | . |
| 8 years | 72 | 73 | 59 | 62 | 52 | 60 | 42 | 58 | 21 | 49 | 48 | 60 | 46 | 58 | 46 | 57 | . | . | . | . |
| 10 years | 69 | 71 | 57 | 61 | 47 | 57 | 35 | 55 | 17 | 49 | 43 | 59 | 41 | 56 | . | . | . | . | . | . |

Relative survival (%) by age and period

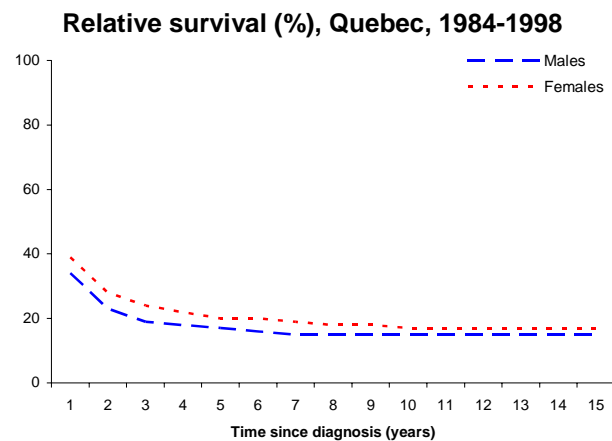


Source : Quebec Cancer Registry.

Lung (ICD-9 162)

Number of cases, Quebec, 1984-1998

| | |
|---------|--------|
| Males | 46,984 |
| Females | 20,077 |
| Overall | 67,061 |




Source : Quebec Cancer Registry.

Lung (ICD-9 162)

*Observed and relative survival (%) by age and period
(number of cases in parentheses)*

| | Age class (1984-1998) | | | | | | | | | | Period | | | | | | | | | |
|----------------|-----------------------|-----|---------|-----|----------|-----|----------|-----|----------|-----|----------|-----|----------|-----|----------|-----|----------|-----|----------|-----|
| | 15-44 | | 45-54 | | 55-64 | | 65-74 | | 75+ | | 1984-86 | | 1987-89 | | 1990-92 | | 1993-95 | | 1996-98 | |
| | obs | rel | obs | rel | obs | rel | obs | rel | obs | rel | obs | rel | obs | rel | obs | rel | obs | rel | obs | rel |
| Males | (1,249) | | (4,857) | | (13,117) | | (17,421) | | (10,340) | | (8,800) | | (9,350) | | (9,601) | | (9,860) | | (9,373) | |
| 1 year | 36 | 36 | 39 | 39 | 37 | 38 | 33 | 34 | 23 | 25 | 34 | 36 | 33 | 34 | 32 | 34 | 34 | 35 | 30 | 32 |
| 3 years | 22 | 22 | 21 | 22 | 21 | 22 | 17 | 20 | 10 | 13 | 19 | 21 | 18 | 20 | 17 | 19 | 18 | 20 | 16 | 18 |
| 5 years | 20 | 20 | 18 | 19 | 18 | 19 | 13 | 16 | 7 | 12 | 15 | 18 | 14 | 17 | 13 | 16 | 14 | 17 | . | . |
| 8 years | 18 | 19 | 16 | 17 | 14 | 17 | 10 | 15 | 5 | 12 | 12 | 17 | 11 | 15 | 10 | 14 | . | . | . | . |
| 10 years | 18 | 18 | 14 | 16 | 12 | 15 | 9 | 14 | 4 | 12 | 11 | 16 | 10 | 15 | . | . | . | . | . | . |
| Females | (1,334) | | (3,019) | | (5,304) | | (6,269) | | (4,151) | | (2,778) | | (3,276) | | (4,163) | | (4,691) | | (5,169) | |
| 1 year | 44 | 44 | 46 | 46 | 44 | 44 | 37 | 38 | 25 | 27 | 39 | 40 | 36 | 37 | 39 | 39 | 40 | 41 | 37 | 38 |
| 3 years | 29 | 29 | 27 | 28 | 26 | 27 | 22 | 23 | 14 | 16 | 24 | 25 | 21 | 22 | 22 | 23 | 24 | 25 | 22 | 23 |
| 5 years | 26 | 26 | 24 | 25 | 22 | 23 | 17 | 19 | 10 | 14 | 21 | 23 | 17 | 19 | 18 | 20 | 20 | 22 | . | . |
| 8 years | 24 | 24 | 22 | 23 | 18 | 19 | 14 | 17 | 7 | 13 | 17 | 21 | 14 | 17 | 14 | 17 | . | . | . | . |
| 10 years | 22 | 22 | 21 | 22 | 16 | 18 | 12 | 16 | 7 | 13 | 16 | 20 | 13 | 16 | . | . | . | . | . | . |
| Overall | (2,583) | | (7,876) | | (18,421) | | (23,690) | | (14,491) | | (11,578) | | (12,626) | | (13,764) | | (14,551) | | (14,542) | |
| 1 year | 40 | 40 | 42 | 42 | 39 | 40 | 34 | 35 | 23 | 26 | 35 | 37 | 34 | 35 | 34 | 35 | 36 | 37 | 33 | 34 |
| 3 years | 26 | 26 | 24 | 24 | 23 | 24 | 18 | 20 | 11 | 14 | 20 | 22 | 19 | 20 | 18 | 20 | 20 | 22 | 18 | 20 |
| 5 years | 23 | 23 | 21 | 21 | 19 | 20 | 14 | 17 | 8 | 13 | 17 | 20 | 15 | 17 | 15 | 17 | 16 | 19 | . | . |
| 8 years | 21 | 21 | 18 | 19 | 15 | 17 | 11 | 15 | 6 | 12 | 13 | 18 | 12 | 15 | 11 | 15 | . | . | . | . |
| 10 years | 20 | 20 | 17 | 18 | 13 | 16 | 9 | 15 | 5 | 12 | 12 | 17 | 10 | 15 | . | . | . | . | . | . |

Relative survival (%) by age and period

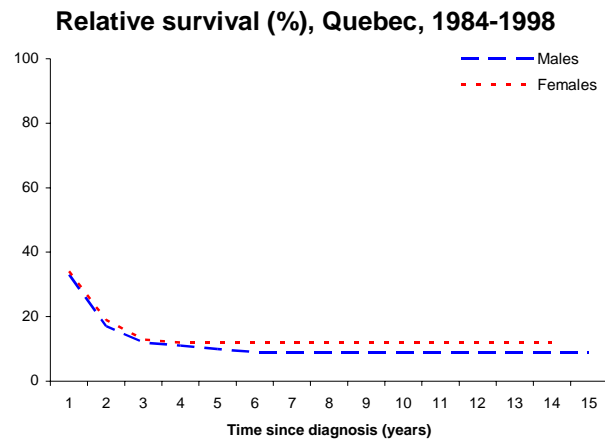


Source : Quebec Cancer Registry.

Pleura (ICD-9 163)

Number of cases, Quebec, 1984-1998

| | |
|---------|-------|
| Males | 839 |
| Females | 259 |
| Overall | 1,098 |



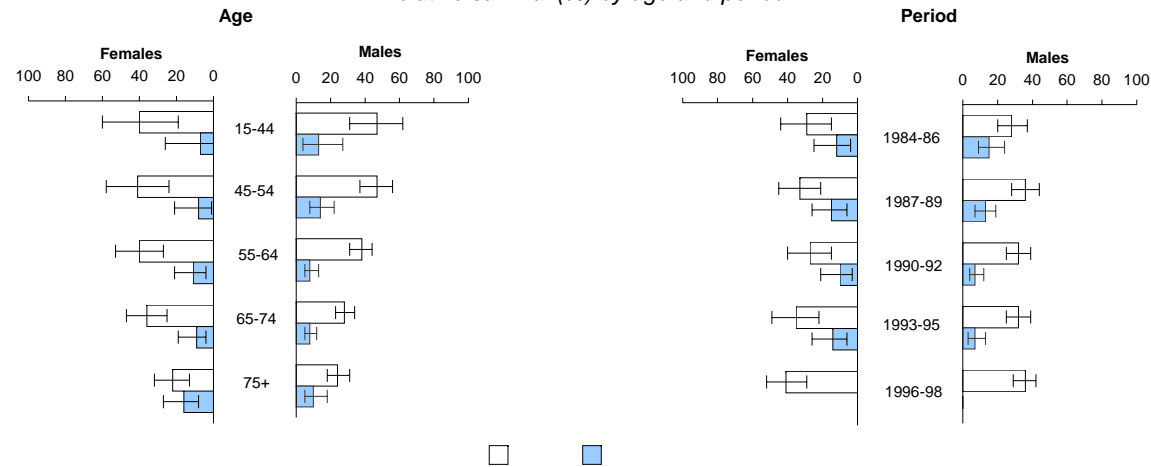
Source : Quebec Cancer Registry.

Pleura (ICD-9 163)

*Observed and relative survival (%) by age and period
(number of cases in parentheses)*

| | Age class (1984-1998) | | | | | | | | | | Period | | | | | | | | | |
|----------------|-----------------------|-----|-------|-----|-------|-----|-------|-----|-------|-----|---------|-----|---------|-----|---------|-----|---------|-----|---------|-----|
| | 15-44 | | 45-54 | | 55-64 | | 65-74 | | 75+ | | 1984-86 | | 1987-89 | | 1990-92 | | 1993-95 | | 1996-98 | |
| | obs | rel | obs | rel | obs | rel | obs | rel | obs | rel | obs | rel | obs | rel | obs | rel | obs | rel | obs | rel |
| Males | (36) | | (108) | | (229) | | (291) | | (175) | | (114) | | (148) | | (171) | | (189) | | (217) | |
| 1 year | 47 | 47 | 46 | 47 | 37 | 38 | 27 | 28 | 22 | 24 | 27 | 28 | 35 | 36 | 31 | 32 | 31 | 32 | 35 | 36 |
| 3 years | 17 | 17 | 19 | 19 | 11 | 11 | 9 | 10 | 8 | 11 | 15 | 17 | 14 | 15 | 8 | 9 | 9 | 10 | 10 | 11 |
| 5 years | 13 | 13 | 14 | 14 | 8 | 8 | 6 | 8 | 7 | 10 | 12 | 15 | 11 | 13 | 6 | 7 | 6 | 7 | . | . |
| 8 years | 13 | 13 | 11 | 11 | 6 | 6 | 6 | 8 | 7 | 10 | 12 | 15 | 9 | 12 | 4 | 5 | . | . | . | . |
| 10 years | 13 | 13 | 9 | 10 | 6 | 6 | 6 | 8 | 7 | 10 | 12 | 15 | 9 | 12 | . | . | . | . | . | . |
| Females | (20) | | (29) | | (55) | | (76) | | (79) | | (36) | | (59) | | (46) | | (47) | | (71) | |
| 1 year | 40 | 40 | 41 | 41 | 40 | 40 | 36 | 36 | 20 | 22 | 28 | 29 | 32 | 33 | 26 | 27 | 34 | 35 | 39 | 41 |
| 3 years | 7 | 7 | 8 | 8 | 14 | 15 | 12 | 13 | 13 | 16 | 11 | 12 | 17 | 19 | 9 | 10 | 15 | 16 | . | . |
| 5 years | 7 | 7 | 8 | 8 | 10 | 11 | 9 | 9 | 13 | 16 | 11 | 12 | 12 | 15 | 9 | 10 | 13 | 14 | . | . |
| 8 years | . | . | 8 | 8 | 10 | 11 | 9 | 9 | 11 | 16 | 11 | 12 | 12 | 15 | 7 | 8 | . | . | . | . |
| 10 years | . | . | 8 | 8 | 10 | 11 | 9 | 9 | 11 | 16 | 11 | 12 | 12 | 15 | . | . | . | . | . | . |
| Overall | (56) | | (137) | | (284) | | (367) | | (254) | | (150) | | (207) | | (217) | | (236) | | (288) | |
| 1 year | 45 | 45 | 45 | 45 | 38 | 38 | 29 | 30 | 21 | 23 | 27 | 28 | 34 | 35 | 30 | 31 | 31 | 33 | 36 | 37 |
| 3 years | 13 | 13 | 16 | 17 | 12 | 12 | 10 | 11 | 10 | 13 | 14 | 16 | 15 | 16 | 8 | 9 | 10 | 11 | 8 | 9 |
| 5 years | 11 | 11 | 12 | 13 | 8 | 9 | 7 | 8 | 9 | 13 | 12 | 15 | 11 | 13 | 6 | 8 | 7 | 9 | . | . |
| 8 years | 11 | 11 | 10 | 10 | 7 | 7 | 7 | 8 | 8 | 13 | 12 | 15 | 10 | 13 | 5 | 6 | . | . | . | . |
| 10 years | 11 | 11 | 9 | 9 | 7 | 7 | 7 | 8 | 8 | 13 | 12 | 15 | 10 | 13 | . | . | . | . | . | . |

Relative survival (%) by age and period

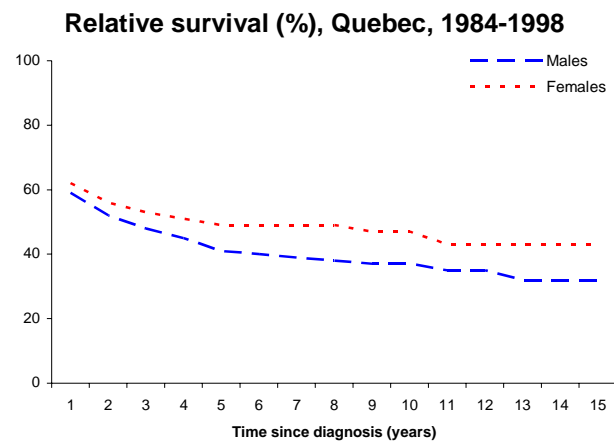


Source : Quebec Cancer Registry.

Thymus, heart, and mediastinum (ICD-9 164)

Number of cases, Quebec, 1984-1998

| | |
|---------|-----|
| Males | 273 |
| Females | 196 |
| Overall | 469 |



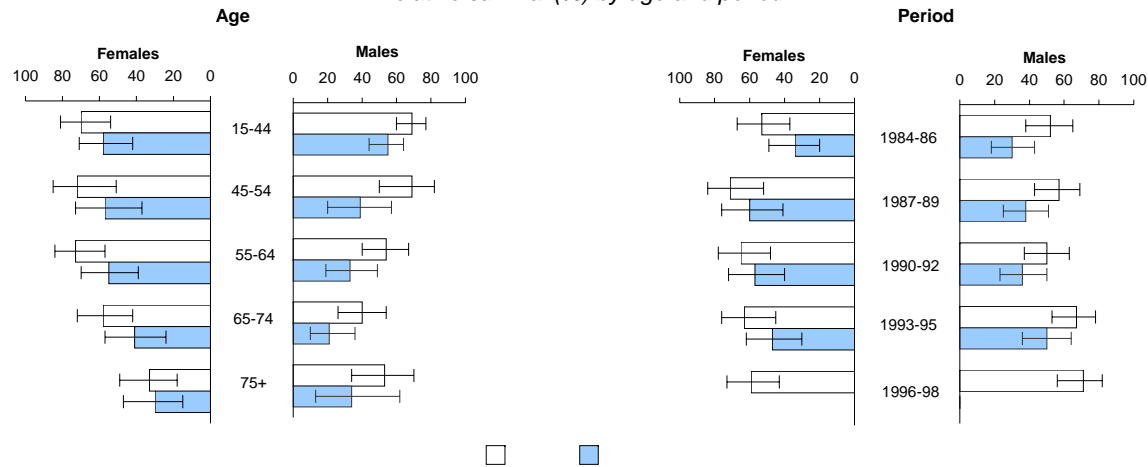
Source : Quebec Cancer Registry.

Thymus, heart, and mediastinum (ICD-9 164)

Observed and relative survival (%) by age and period
(number of cases in parentheses)

| | Age class (1984-1998) | | | | | | | | | | Period | | | | | | | | | |
|----------------|-----------------------|-----|-------|-----|-------|-----|-------|-----|------|-----|---------|-----|---------|-----|---------|-----|---------|-----|---------|-----|
| | 15-44 | | 45-54 | | 55-64 | | 65-74 | | 75+ | | 1984-86 | | 1987-89 | | 1990-92 | | 1993-95 | | 1996-98 | |
| | obs | rel | obs | rel | obs | rel | obs | rel | obs | rel | obs | rel | obs | rel | obs | rel | obs | rel | obs | rel |
| Males | (107) | | (32) | | (54) | | (47) | | (33) | | (53) | | (55) | | (57) | | (58) | | (50) | |
| 1 year | 69 | 69 | 69 | 69 | 54 | 54 | 38 | 40 | 48 | 53 | 51 | 52 | 56 | 57 | 49 | 50 | 66 | 67 | 70 | 71 |
| 3 years | 61 | 62 | 47 | 47 | 43 | 45 | 19 | 21 | 30 | 39 | 40 | 41 | 42 | 43 | 39 | 42 | 48 | 51 | 56 | 60 |
| 5 years | 54 | 55 | 37 | 39 | 31 | 33 | 19 | 21 | 20 | 34 | 28 | 30 | 36 | 38 | 32 | 36 | 47 | 50 | . | . |
| 8 years | 53 | 53 | 31 | 32 | 22 | 25 | 9 | 11 | 14 | 26 | 26 | 28 | 35 | 36 | 28 | 34 | . | . | . | . |
| 10 years | 53 | 53 | 25 | 26 | 22 | 25 | 9 | 11 | . | . | 26 | 28 | 33 | 35 | . | . | . | . | . | . |
| Females | (46) | | (28) | | (44) | | (42) | | (36) | | (40) | | (33) | | (41) | | (39) | | (43) | |
| 1 year | 70 | 70 | 71 | 72 | 73 | 73 | 57 | 58 | 31 | 33 | 53 | 53 | 70 | 71 | 63 | 65 | 62 | 63 | 58 | 59 |
| 3 years | 58 | 58 | 57 | 57 | 61 | 62 | 49 | 51 | 27 | 30 | 40 | 41 | 61 | 63 | 56 | 59 | 49 | 51 | 50 | 52 |
| 5 years | 58 | 58 | 57 | 57 | 53 | 55 | 37 | 41 | 27 | 30 | 33 | 34 | 58 | 60 | 54 | 57 | 44 | 47 | . | . |
| 8 years | 58 | 58 | 57 | 57 | 50 | 53 | 37 | 41 | 27 | 30 | 33 | 34 | 58 | 60 | 51 | 56 | . | . | . | . |
| 10 years | 58 | 58 | 51 | 51 | 45 | 48 | 31 | 36 | 27 | 30 | 33 | 34 | 48 | 53 | . | . | . | . | . | . |
| Overall | (153) | | (60) | | (98) | | (89) | | (69) | | (93) | | (88) | | (98) | | (97) | | (93) | |
| 1 year | 69 | 69 | 70 | 70 | 62 | 63 | 47 | 49 | 39 | 42 | 52 | 53 | 61 | 62 | 55 | 56 | 64 | 65 | 65 | 66 |
| 3 years | 60 | 61 | 52 | 52 | 51 | 52 | 34 | 37 | 28 | 35 | 40 | 41 | 49 | 51 | 46 | 49 | 48 | 51 | 54 | 57 |
| 5 years | 55 | 55 | 47 | 48 | 41 | 44 | 27 | 31 | 23 | 35 | 30 | 32 | 44 | 47 | 41 | 46 | 45 | 49 | . | . |
| 8 years | 54 | 55 | 44 | 45 | 36 | 40 | 25 | 30 | 20 | 33 | 29 | 31 | 43 | 46 | 38 | 44 | . | . | . | . |
| 10 years | 54 | 55 | 38 | 39 | 33 | 38 | 21 | 27 | 20 | 33 | 29 | 31 | 39 | 42 | . | . | . | . | . | . |

Relative survival (%) by age and period

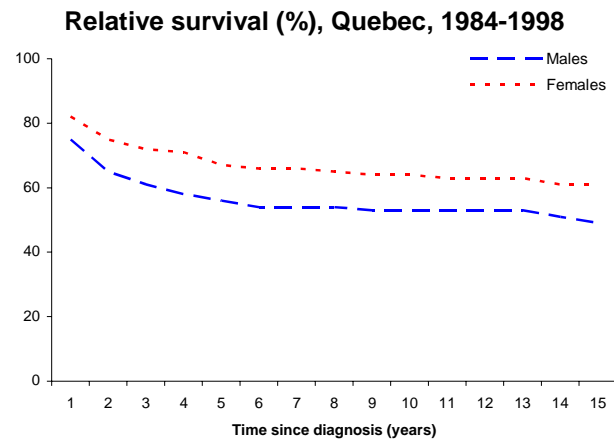


Source : Quebec Cancer Registry.

Bone (ICD-9 170)

Number of cases, Quebec, 1984-1998

| | |
|---------|-------|
| Males | 566 |
| Females | 436 |
| Overall | 1,002 |



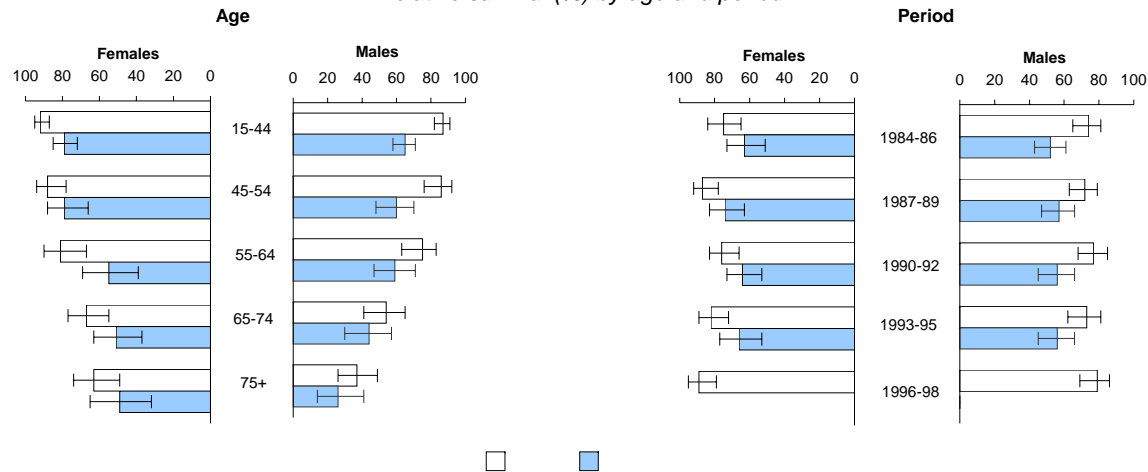
Source : Quebec Cancer Registry.

Bone (ICD-9 170)

*Observed and relative survival (%) by age and period
(number of cases in parentheses)*

| | Age class (1984-1998) | | | | | | | | | | Period | | | | | | | | | |
|----------------|-----------------------|-----|-------|-----|-------|-----|-------|-----|-------|-----|---------|-----|---------|-----|---------|-----|---------|-----|---------|-----|
| | 15-44 | | 45-54 | | 55-64 | | 65-74 | | 75+ | | 1984-86 | | 1987-89 | | 1990-92 | | 1993-95 | | 1996-98 | |
| | obs | rel | obs | rel | obs | rel | obs | rel | obs | rel | obs | rel | obs | rel | obs | rel | obs | rel | obs | rel |
| Males | (253) | | (88) | | (76) | | (69) | | (80) | | (140) | | (123) | | (106) | | (98) | | (99) | |
| 1 year | 87 | 87 | 85 | 86 | 74 | 75 | 52 | 54 | 34 | 37 | 72 | 74 | 71 | 72 | 75 | 77 | 70 | 73 | 78 | 79 |
| 3 years | 69 | 70 | 68 | 70 | 62 | 64 | 42 | 47 | 21 | 27 | 55 | 58 | 59 | 62 | 57 | 60 | 55 | 58 | 70 | 71 |
| 5 years | 65 | 65 | 58 | 60 | 56 | 59 | 36 | 44 | 16 | 26 | 48 | 52 | 53 | 57 | 51 | 56 | 52 | 56 | . | . |
| 8 years | 61 | 62 | 57 | 59 | 52 | 58 | 29 | 39 | 11 | 24 | 44 | 51 | 50 | 56 | 46 | 52 | . | . | . | . |
| 10 years | 61 | 61 | 57 | 59 | 45 | 53 | 26 | 38 | 9 | 24 | 44 | 51 | 46 | 54 | . | . | . | . | . | . |
| Females | (174) | | (68) | | (51) | | (74) | | (69) | | (85) | | (101) | | (98) | | (80) | | (72) | |
| 1 year | 92 | 92 | 88 | 88 | 80 | 81 | 66 | 67 | 58 | 63 | 74 | 75 | 85 | 87 | 74 | 76 | 81 | 82 | 88 | 89 |
| 3 years | 82 | 82 | 80 | 81 | 65 | 66 | 53 | 56 | 45 | 58 | 62 | 66 | 77 | 81 | 64 | 67 | 70 | 72 | 69 | 73 |
| 5 years | 79 | 79 | 78 | 79 | 53 | 55 | 46 | 51 | 34 | 49 | 59 | 63 | 68 | 74 | 60 | 64 | 62 | 66 | . | . |
| 8 years | 77 | 77 | 76 | 77 | 47 | 49 | 36 | 43 | 25 | 47 | 54 | 62 | 61 | 69 | 56 | 60 | . | . | . | . |
| 10 years | 77 | 77 | 73 | 75 | 42 | 44 | 36 | 43 | 16 | 38 | 47 | 56 | 61 | 69 | . | . | . | . | . | . |
| Overall | (427) | | (156) | | (127) | | (143) | | (149) | | (225) | | (224) | | (204) | | (178) | | (171) | |
| 1 year | 89 | 89 | 87 | 87 | 76 | 77 | 59 | 61 | 45 | 49 | 73 | 74 | 77 | 79 | 75 | 76 | 75 | 77 | 82 | 83 |
| 3 years | 75 | 75 | 73 | 74 | 63 | 65 | 48 | 52 | 32 | 42 | 58 | 61 | 67 | 71 | 60 | 63 | 62 | 65 | 69 | 72 |
| 5 years | 71 | 71 | 67 | 68 | 55 | 59 | 41 | 47 | 24 | 38 | 52 | 57 | 60 | 65 | 55 | 60 | 57 | 61 | . | . |
| 8 years | 68 | 69 | 65 | 67 | 50 | 56 | 33 | 42 | 18 | 37 | 48 | 55 | 55 | 62 | 51 | 57 | . | . | . | . |
| 10 years | 67 | 68 | 63 | 66 | 44 | 51 | 31 | 42 | 12 | 34 | 45 | 55 | 53 | 61 | . | . | . | . | . | . |

Relative survival (%) by age and period

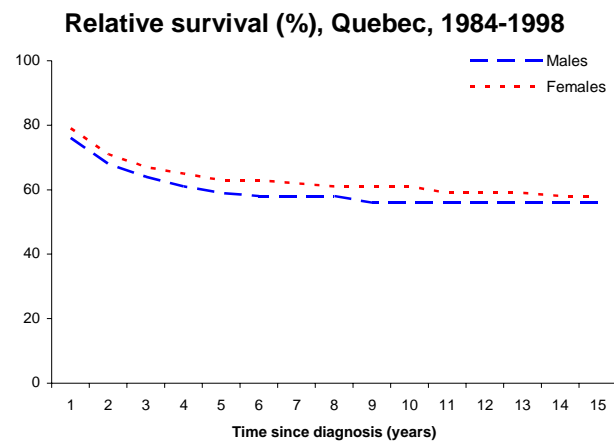


Source : Quebec Cancer Registry.

Soft tissues (ICD-9 171)

Number of cases, Quebec, 1984-1998

| | |
|---------|-------|
| Males | 1,075 |
| Females | 932 |
| Overall | 2,007 |

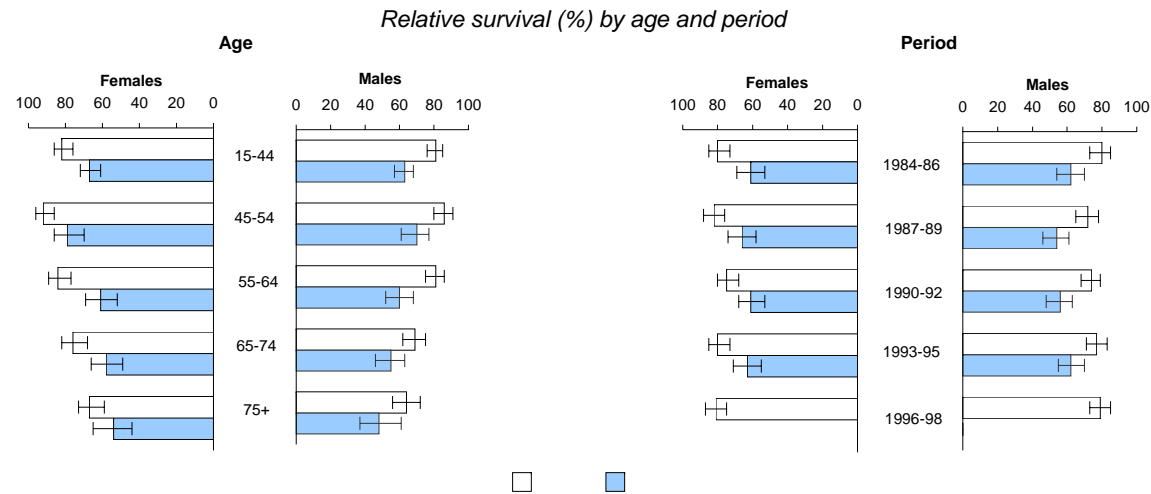


Source : Quebec Cancer Registry.

Soft tissues (ICD-9 171)

*Observed and relative survival (%) by age and period
(number of cases in parentheses)*

| | Age class (1984-1998) | | | | | | | | | | Period | | | | | | | | | |
|----------------|-----------------------|-----|-------|-----|-------|-----|-------|-----|-------|-----|---------|-----|---------|-----|---------|-----|---------|-----|---------|-----|
| | 15-44 | | 45-54 | | 55-64 | | 65-74 | | 75+ | | 1984-86 | | 1987-89 | | 1990-92 | | 1993-95 | | 1996-98 | |
| | obs | rel | obs | rel | obs | rel | obs | rel | obs | rel | obs | rel | obs | rel | obs | rel | obs | rel | obs | rel |
| Males | (297) | | (155) | | (207) | | (223) | | (193) | | (199) | | (205) | | (233) | | (223) | | (215) | |
| 1 year | 80 | 81 | 86 | 86 | 80 | 81 | 67 | 69 | 58 | 64 | 77 | 80 | 70 | 72 | 72 | 74 | 75 | 77 | 77 | 79 |
| 3 years | 66 | 67 | 74 | 75 | 64 | 68 | 50 | 57 | 38 | 53 | 64 | 70 | 53 | 57 | 56 | 60 | 59 | 65 | 65 | 70 |
| 5 years | 62 | 63 | 68 | 70 | 55 | 60 | 45 | 55 | 28 | 48 | 54 | 62 | 47 | 54 | 49 | 56 | 55 | 62 | . | . |
| 8 years | 58 | 59 | 64 | 67 | 50 | 58 | 39 | 52 | 22 | 48 | 49 | 61 | 42 | 52 | 44 | 54 | . | . | . | . |
| 10 years | 56 | 57 | 58 | 63 | 46 | 57 | 31 | 48 | 18 | 48 | 45 | 60 | 38 | 50 | . | . | . | . | . | . |
| Females | (275) | | (126) | | (169) | | (161) | | (201) | | (182) | | (172) | | (199) | | (196) | | (183) | |
| 1 year | 81 | 82 | 92 | 92 | 83 | 84 | 75 | 76 | 62 | 67 | 78 | 80 | 81 | 82 | 73 | 75 | 78 | 80 | 80 | 81 |
| 3 years | 71 | 71 | 81 | 82 | 66 | 67 | 57 | 61 | 46 | 57 | 62 | 65 | 66 | 70 | 62 | 65 | 64 | 68 | 63 | 67 |
| 5 years | 66 | 67 | 78 | 79 | 59 | 61 | 52 | 58 | 37 | 54 | 57 | 61 | 60 | 66 | 56 | 61 | 56 | 63 | . | . |
| 8 years | 66 | 66 | 75 | 76 | 53 | 57 | 48 | 57 | 24 | 45 | 52 | 59 | 56 | 66 | 51 | 57 | . | . | . | . |
| 10 years | 66 | 66 | 73 | 74 | 47 | 52 | 46 | 57 | 21 | 45 | 49 | 59 | 53 | 65 | . | . | . | . | . | . |
| Overall | (572) | | (281) | | (376) | | (384) | | (394) | | (381) | | (377) | | (432) | | (419) | | (398) | |
| 1 year | 81 | 81 | 89 | 89 | 81 | 82 | 70 | 72 | 60 | 66 | 78 | 80 | 75 | 77 | 73 | 74 | 76 | 78 | 78 | 80 |
| 3 years | 69 | 69 | 77 | 78 | 65 | 67 | 53 | 58 | 42 | 55 | 63 | 68 | 59 | 63 | 59 | 63 | 61 | 66 | 64 | 68 |
| 5 years | 64 | 65 | 72 | 74 | 57 | 61 | 48 | 56 | 32 | 52 | 55 | 62 | 53 | 60 | 52 | 58 | 55 | 63 | . | . |
| 8 years | 62 | 63 | 69 | 72 | 51 | 58 | 42 | 55 | 23 | 49 | 50 | 61 | 48 | 59 | 47 | 56 | . | . | . | . |
| 10 years | 61 | 62 | 65 | 68 | 47 | 55 | 38 | 54 | 19 | 49 | 47 | 60 | 45 | 58 | . | . | . | . | . | . |

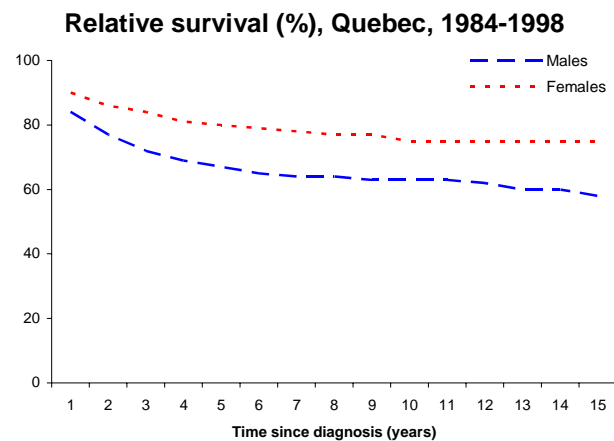


Source : Quebec Cancer Registry.

Melanoma of skin (ICD-9 172)

Number of cases, Quebec, 1984-1998

| | |
|---------|-------|
| Males | 2,263 |
| Females | 2,481 |
| Overall | 4,744 |



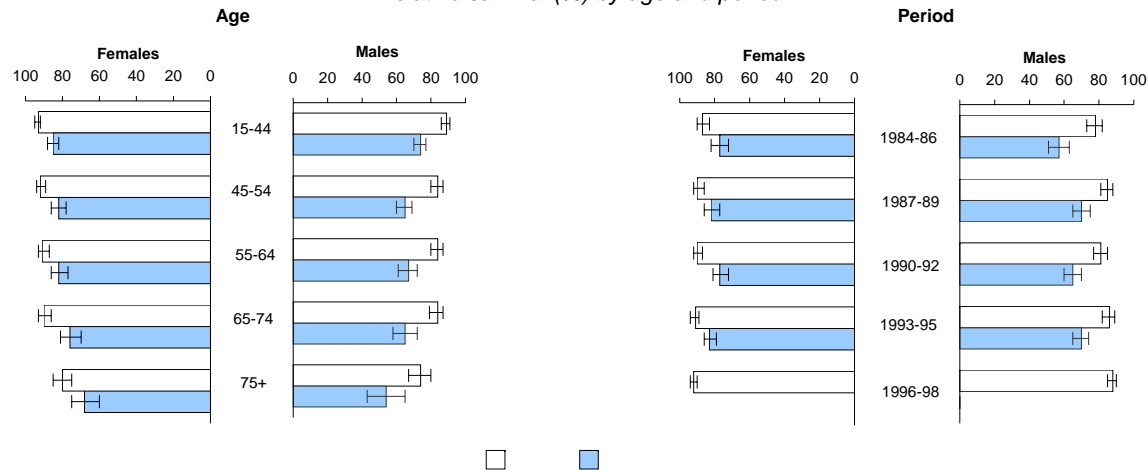
Source : Quebec Cancer Registry.

Melanoma of skin (ICD-9 172)

*Observed and relative survival (%) by age and period
(number of cases in parentheses)*

| | Age class (1984-1998) | | | | | | | | | | Period | | | | | | | | | |
|----------------|-----------------------|-----|-------|-----|-------|-----|-------|-----|-------|-----|---------|-----|---------|-----|---------|-----|---------|-----|---------|-----|
| | 15-44 | | 45-54 | | 55-64 | | 65-74 | | 75+ | | 1984-86 | | 1987-89 | | 1990-92 | | 1993-95 | | 1996-98 | |
| | obs | rel | obs | rel | obs | rel | obs | rel | obs | rel | obs | rel | obs | rel | obs | rel | obs | rel | obs | rel |
| Males | (621) | | (494) | | (470) | | (415) | | (263) | | (332) | | (379) | | (478) | | (500) | | (574) | |
| 1 year | 89 | 89 | 84 | 84 | 82 | 84 | 81 | 84 | 67 | 74 | 76 | 78 | 83 | 85 | 79 | 81 | 84 | 86 | 86 | 88 |
| 3 years | 78 | 79 | 70 | 71 | 69 | 72 | 62 | 70 | 42 | 57 | 62 | 66 | 70 | 74 | 65 | 69 | 68 | 72 | 72 | 76 |
| 5 years | 73 | 74 | 63 | 65 | 61 | 67 | 53 | 65 | 32 | 54 | 52 | 57 | 64 | 70 | 58 | 65 | 62 | 70 | . | . |
| 8 years | 69 | 70 | 59 | 63 | 52 | 61 | 43 | 61 | 22 | 53 | 46 | 55 | 56 | 66 | 52 | 62 | . | . | . | . |
| 10 years | 67 | 69 | 58 | 62 | 50 | 61 | 34 | 56 | 18 | 53 | 45 | 55 | 53 | 64 | . | . | . | . | . | . |
| Females | (886) | | (444) | | (402) | | (388) | | (361) | | (364) | | (424) | | (521) | | (584) | | (588) | |
| 1 year | 93 | 93 | 92 | 92 | 90 | 91 | 88 | 90 | 75 | 80 | 86 | 87 | 88 | 90 | 89 | 90 | 90 | 91 | 91 | 92 |
| 3 years | 88 | 89 | 86 | 86 | 84 | 85 | 76 | 81 | 57 | 70 | 78 | 82 | 81 | 84 | 78 | 81 | 83 | 86 | 82 | 86 |
| 5 years | 85 | 85 | 81 | 82 | 78 | 82 | 68 | 76 | 48 | 68 | 71 | 77 | 77 | 82 | 72 | 77 | 77 | 83 | . | . |
| 8 years | 81 | 82 | 79 | 81 | 69 | 74 | 60 | 74 | 35 | 64 | 65 | 73 | 72 | 80 | 66 | 74 | . | . | . | . |
| 10 years | 79 | 79 | 75 | 78 | 67 | 73 | 54 | 71 | 28 | 64 | 62 | 72 | 68 | 78 | . | . | . | . | . | . |
| Overall | (1 507) | | (938) | | (872) | | (803) | | (624) | | (696) | | (803) | | (999) | | (1,084) | | (1,162) | |
| 1 year | 91 | 91 | 87 | 88 | 86 | 87 | 84 | 87 | 71 | 78 | 81 | 83 | 86 | 87 | 84 | 86 | 87 | 89 | 89 | 90 |
| 3 years | 84 | 84 | 77 | 78 | 76 | 78 | 69 | 75 | 50 | 65 | 70 | 74 | 76 | 79 | 72 | 75 | 76 | 80 | 77 | 81 |
| 5 years | 80 | 80 | 71 | 73 | 69 | 74 | 60 | 70 | 41 | 62 | 62 | 68 | 71 | 77 | 65 | 71 | 70 | 77 | . | . |
| 8 years | 76 | 77 | 69 | 72 | 60 | 67 | 52 | 67 | 30 | 60 | 56 | 64 | 65 | 73 | 59 | 68 | . | . | . | . |
| 10 years | 74 | 75 | 66 | 70 | 58 | 67 | 44 | 65 | 24 | 60 | 54 | 64 | 61 | 71 | . | . | . | . | . | . |

Relative survival (%) by age and period



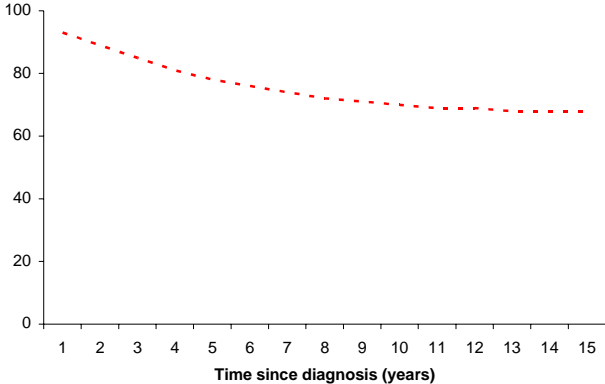
Source : Quebec Cancer Registry.

Female breast (ICD-9 174)

Number of cases, Quebec, 1984-1998

Females 52,625

Relative survival (%), Quebec, 1984-1998




Source : Quebec Cancer Registry.

Female breast (ICD-9 174)

*Observed and relative survival (%) by age and period
(number of cases in parentheses)*

| | Age class (1984-1998) | | | | | | | | | | Period | | | | | | | | | |
|----------------|-----------------------|-----|----------|-----|----------|-----|----------|-----|---------|-----|---------|-----|---------|-----|----------|-----|----------|-----|----------|-----|
| | 15-44 | | 45-54 | | 55-64 | | 65-74 | | 75+ | | 1984-86 | | 1987-89 | | 1990-92 | | 1993-95 | | 1996-98 | |
| | obs | rel | obs | rel | obs | rel | obs | rel | obs | rel | obs | rel | obs | rel | obs | rel | obs | rel | obs | rel |
| Females | (7,739) | | (10,937) | | (12,341) | | (12,068) | | (9,537) | | (8,698) | | (9,569) | | (10,422) | | (11,412) | | (12,521) | |
| 1 year | 97 | 97 | 96 | 97 | 94 | 95 | 91 | 93 | 80 | 86 | 90 | 91 | 91 | 93 | 92 | 93 | 93 | 94 | 93 | 95 |
| 3 years | 85 | 86 | 88 | 89 | 84 | 86 | 80 | 85 | 63 | 77 | 77 | 82 | 79 | 83 | 80 | 84 | 82 | 87 | 84 | 88 |
| 5 years | 77 | 77 | 81 | 82 | 76 | 79 | 71 | 79 | 51 | 73 | 68 | 75 | 70 | 76 | 71 | 78 | 74 | 81 | . | . |
| 8 years | 68 | 69 | 74 | 76 | 67 | 72 | 61 | 74 | 37 | 71 | 57 | 68 | 60 | 70 | 62 | 73 | . | . | . | . |
| 10 years | 65 | 66 | 70 | 73 | 62 | 69 | 54 | 71 | 30 | 71 | 52 | 66 | 55 | 68 | . | . | . | . | . | . |

Relative survival (%) by age and period

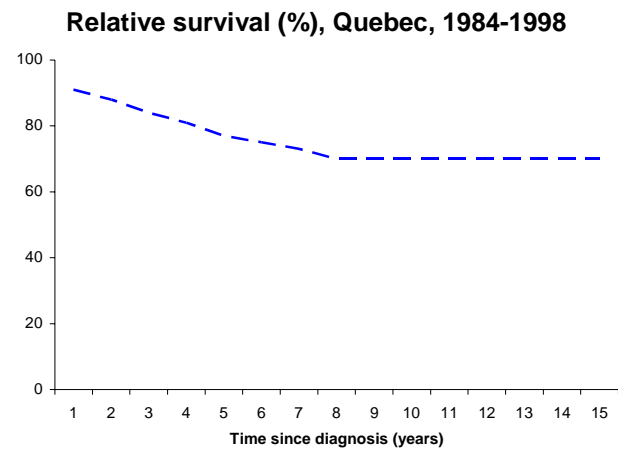


Source : Quebec Cancer Registry.

Male breast (ICD-9 175)

Number of cases, Quebec, 1984-1998

Males 366



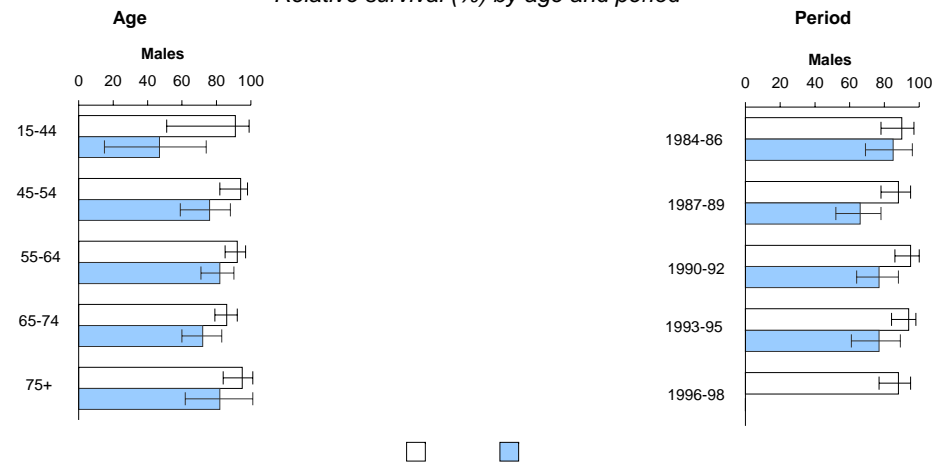
Source : Quebec Cancer Registry.

Male breast (ICD-9 175)

*Observed and relative survival (%) by age and period
(number of cases in parentheses)*

| | Age class (1984-1998) | | | | | | | | | | Period | | | | | | | | | |
|--------------|-----------------------|-----|-------|-----|-------|-----|-------|-----|------|-----|---------|-----|---------|-----|---------|-----|---------|-----|---------|-----|
| | 15-44 | | 45-54 | | 55-64 | | 65-74 | | 75+ | | 1984-86 | | 1987-89 | | 1990-92 | | 1993-95 | | 1996-98 | |
| | obs | rel | obs | rel | obs | rel | obs | rel | obs | rel | obs | rel | obs | rel | obs | rel | obs | rel | obs | rel |
| Males | (11) | | (48) | | (101) | | (127) | | (79) | | (59) | | (79) | | (84) | | (76) | | (68) | |
| 1 year | 91 | 91 | 94 | 94 | 91 | 92 | 83 | 86 | 86 | 95 | 86 | 90 | 85 | 88 | 90 | 95 | 91 | 94 | 85 | 88 |
| 3 years | 81 | 81 | 80 | 81 | 85 | 89 | 71 | 80 | 61 | 84 | 76 | 85 | 73 | 82 | 73 | 83 | 78 | 86 | 73 | 80 |
| 5 years | 46 | 47 | 74 | 76 | 75 | 82 | 59 | 72 | 50 | 82 | 73 | 85 | 54 | 66 | 64 | 77 | 65 | 77 | . | . |
| 8 years | 46 | 47 | 55 | 58 | 64 | 74 | 45 | 65 | 33 | 77 | 64 | 85 | 41 | 56 | 45 | 64 | . | . | . | . |
| 10 years | 46 | 47 | 55 | 58 | 62 | 73 | 38 | 64 | 30 | 77 | 61 | 85 | 37 | 54 | . | . | . | . | . | . |

Relative survival (%) by age and period

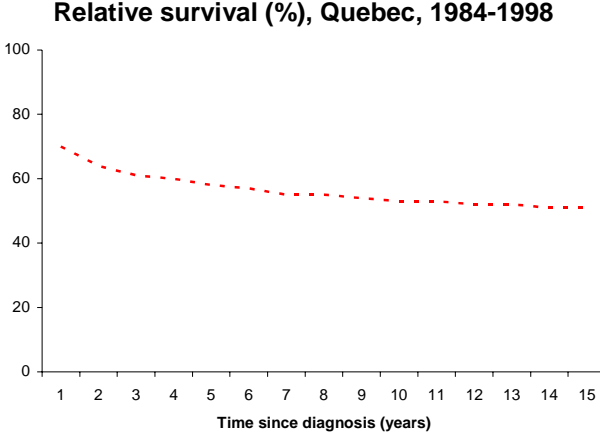


Source : Quebec Cancer Registry.

Uterus, part unspecified (ICD-9 179)

Number of cases, Quebec, 1984-1998

Females 743

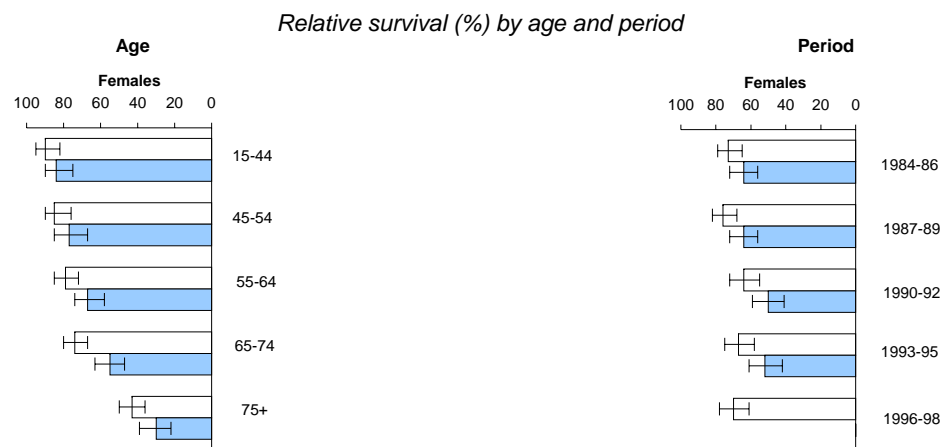


Source : Quebec Cancer Registry.

Uterus, part unspecified (ICD-9 179)

Observed and relative survival (%) by age and period
(number of cases in parentheses)

| | Age class (1984-1998) | | | | | | | | | | Period | | | | | | | | | |
|----------------|-----------------------|-----|-------|-----|-------|-----|-------|-----|-------|-----|---------|-----|---------|-----|---------|-----|---------|-----|---------|-----|
| | 15-44 | | 45-54 | | 55-64 | | 65-74 | | 75+ | | 1984-86 | | 1987-89 | | 1990-92 | | 1993-95 | | 1996-98 | |
| | obs | rel | obs | rel | obs | rel | obs | rel | obs | rel | obs | rel | obs | rel | obs | rel | obs | rel | obs | rel |
| Females | (89) | | (103) | | (159) | | (185) | | (207) | | (181) | | (173) | | (140) | | (129) | | (120) | |
| 1 year | 90 | 90 | 84 | 85 | 79 | 79 | 73 | 74 | 40 | 43 | 71 | 73 | 73 | 76 | 62 | 64 | 65 | 67 | 68 | 70 |
| 3 years | 84 | 84 | 81 | 82 | 69 | 71 | 56 | 59 | 27 | 34 | 64 | 68 | 61 | 65 | 51 | 54 | 55 | 59 | 49 | 52 |
| 5 years | 84 | 84 | 76 | 77 | 64 | 67 | 50 | 55 | 21 | 30 | 59 | 64 | 58 | 64 | 45 | 50 | 47 | 52 | . | . |
| 8 years | 82 | 83 | 75 | 76 | 55 | 60 | 40 | 48 | 16 | 30 | 52 | 61 | 51 | 60 | 39 | 46 | . | . | . | . |
| 10 years | 80 | 80 | 73 | 75 | 52 | 58 | 35 | 46 | 12 | 27 | 49 | 60 | 47 | 57 | . | . | . | . | . | . |



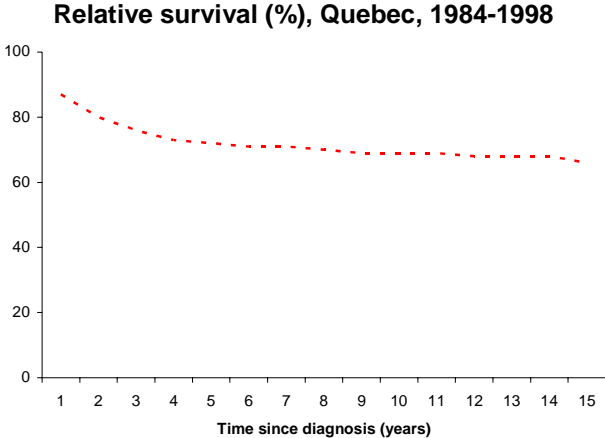
□ ■

Source : Quebec Cancer Registry.

Cervix uteri (ICD-9 180)

Number of cases, Quebec, 1984-1998

Females 4,822




Source : Quebec Cancer Registry.

Cervix uteri (ICD-9 180)

*Observed and relative survival (%) by age and period
(number of cases in parentheses)*

| | Age class (1984-1998) | | | | | | | | | | Period | | | | | | | | | |
|----------------|-----------------------|-----|-------|-----|-------|-----|-------|-----|-------|-----|---------|-----|---------|-----|---------|-----|---------|-----|---------|-----|
| | 15-44 | | 45-54 | | 55-64 | | 65-74 | | 75+ | | 1984-86 | | 1987-89 | | 1990-92 | | 1993-95 | | 1996-98 | |
| | obs | rel | obs | rel | obs | rel | obs | rel | obs | rel | obs | rel | obs | rel | obs | rel | obs | rel | obs | rel |
| Females | (2,088) | | (816) | | (672) | | (708) | | (538) | | (1,121) | | (940) | | (928) | | (961) | | (872) | |
| 1 year | 95 | 95 | 88 | 88 | 86 | 86 | 79 | 81 | 60 | 64 | 87 | 88 | 84 | 85 | 86 | 87 | 89 | 90 | 84 | 85 |
| 3 years | 87 | 87 | 73 | 73 | 72 | 74 | 64 | 67 | 40 | 49 | 76 | 79 | 72 | 74 | 72 | 74 | 75 | 77 | 72 | 74 |
| 5 years | 84 | 85 | 68 | 69 | 64 | 67 | 56 | 62 | 31 | 44 | 70 | 74 | 67 | 71 | 67 | 70 | 71 | 74 | . | . |
| 8 years | 83 | 83 | 65 | 67 | 59 | 64 | 47 | 57 | 25 | 44 | 66 | 72 | 63 | 69 | 64 | 69 | . | . | . | . |
| 10 years | 82 | 83 | 63 | 65 | 54 | 60 | 42 | 55 | 21 | 44 | 63 | 70 | 61 | 68 | . | . | . | . | . | . |

Relative survival (%) by age and period



Source : Quebec Cancer Registry.

Placenta (ICD-9 181)

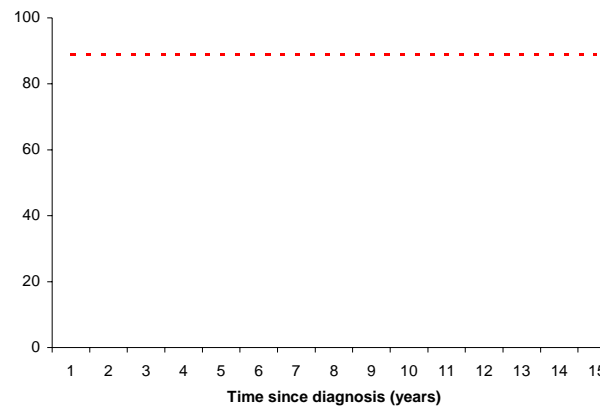
*Survie observée et relative (%) pour les Females âgées de 18 à 52 years et pour la Period 1984-98
(number of cases in parentheses)*

| Period 1984-98 | | |
|-------------------|------|-----|
| Age class (18-52) | obs | rel |
| Females | (47) | |
| 1 year | 89 | 89 |
| 3 years | 89 | 89 |
| 5 years | 89 | 89 |
| 8 years | 89 | 89 |
| 10 years | 89 | 89 |

Number of cases, Quebec, 1984-1998

Females 47

Relative survival (%), Quebec, 1984-1998

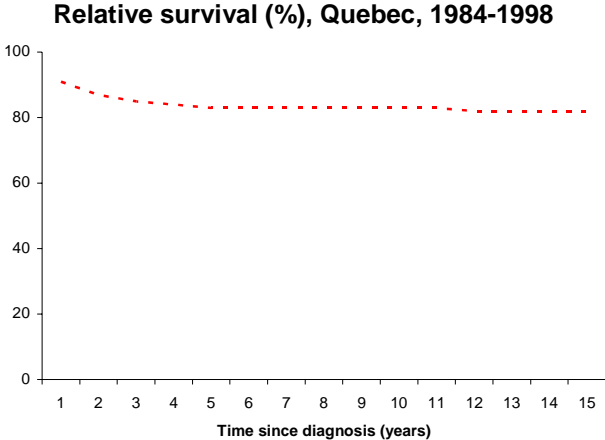


Source : Quebec Cancer Registry.

Corpus uteri (ICD-9 182)

Number of cases, Quebec, 1984-1998

Females 9,712

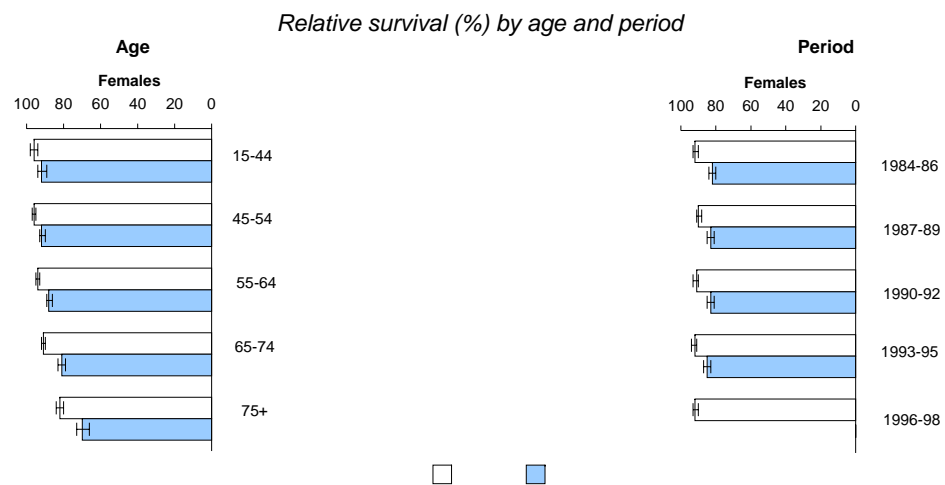


Source : Quebec Cancer Registry.

Corpus uteri (ICD-9 182)

*Observed and relative survival (%) by age and period
(number of cases in parentheses)*

| | Age class (1984-1998) | | | | | | | | | | Period | | | | | | | | | |
|----------------|-----------------------|-----|---------|-----|---------|-----|---------|-----|---------|-----|---------|-----|---------|-----|---------|-----|---------|-----|---------|-----|
| | 15-44 | | 45-54 | | 55-64 | | 65-74 | | 75+ | | 1984-86 | | 1987-89 | | 1990-92 | | 1993-95 | | 1996-98 | |
| | obs | rel | obs | rel | obs | rel | obs | rel | obs | rel | obs | rel | obs | rel | obs | rel | obs | rel | obs | rel |
| Females | (508) | | (1,444) | | (2,807) | | (3,090) | | (1,863) | | (1,862) | | (1,852) | | (1,925) | | (2,074) | | (1,999) | |
| 1 year | 96 | 96 | 96 | 96 | 94 | 94 | 90 | 91 | 77 | 82 | 90 | 92 | 88 | 90 | 90 | 91 | 91 | 92 | 90 | 92 |
| 3 years | 93 | 93 | 92 | 93 | 88 | 90 | 79 | 84 | 60 | 72 | 80 | 85 | 80 | 84 | 81 | 86 | 81 | 86 | 79 | 84 |
| 5 years | 91 | 92 | 90 | 92 | 84 | 88 | 73 | 81 | 50 | 70 | 75 | 82 | 75 | 83 | 75 | 83 | 77 | 85 | . | . |
| 8 years | 91 | 92 | 87 | 90 | 80 | 87 | 66 | 81 | 39 | 69 | 69 | 82 | 70 | 82 | 69 | 82 | . | . | . | . |
| 10 years | 90 | 91 | 86 | 90 | 78 | 86 | 61 | 80 | 33 | 69 | 66 | 82 | 65 | 82 | . | . | . | . | . | . |

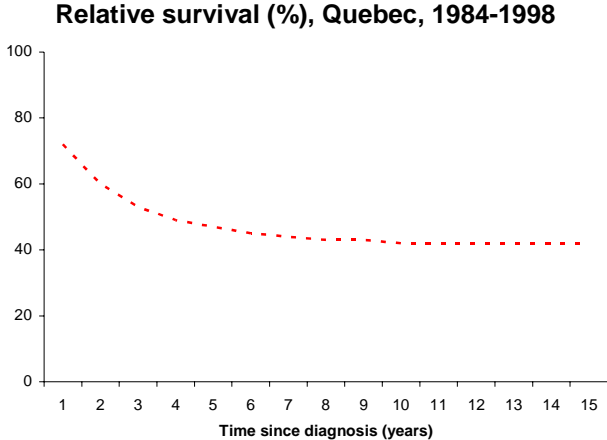


Source : Quebec Cancer Registry.

Ovary (ICD-9 183)

Number of cases, Quebec, 1984-1998

Females 6,868




Source : Quebec Cancer Registry.

Ovary (ICD-9 183)

*Observed and relative survival (%) by age and period
(number of cases in parentheses)*

| | Age class (1984-1998) | | | | | | | | | | Period | | | | | | | | | |
|----------------|-----------------------|-----|---------|-----|---------|-----|---------|-----|---------|-----|---------|-----|---------|-----|---------|-----|---------|-----|---------|-----|
| | 15-44 | | 45-54 | | 55-64 | | 65-74 | | 75+ | | 1984-86 | | 1987-89 | | 1990-92 | | 1993-95 | | 1996-98 | |
| | obs | rel | obs | rel | obs | rel | obs | rel | obs | rel | obs | rel | obs | rel | obs | rel | obs | rel | obs | rel |
| Females | (1,213) | | (1,301) | | (1,576) | | (1,528) | | (1,250) | | (1,248) | | (1,163) | | (1,333) | | (1,600) | | (1,524) | |
| 1 year | 91 | 91 | 84 | 85 | 75 | 76 | 64 | 65 | 39 | 41 | 67 | 68 | 67 | 69 | 67 | 69 | 74 | 75 | 75 | 76 |
| 3 years | 81 | 81 | 63 | 63 | 51 | 53 | 40 | 42 | 23 | 28 | 47 | 49 | 47 | 49 | 48 | 50 | 55 | 58 | 56 | 59 |
| 5 years | 76 | 76 | 53 | 54 | 43 | 45 | 32 | 35 | 18 | 25 | 40 | 43 | 42 | 44 | 41 | 44 | 46 | 50 | . | . |
| 8 years | 74 | 74 | 48 | 49 | 35 | 38 | 26 | 31 | 14 | 25 | 35 | 40 | 37 | 41 | 36 | 41 | . | . | . | . |
| 10 years | 73 | 73 | 45 | 47 | 33 | 36 | 23 | 31 | 12 | 25 | 33 | 39 | 35 | 40 | . | . | . | . | . | . |

Relative survival (%) by age and period

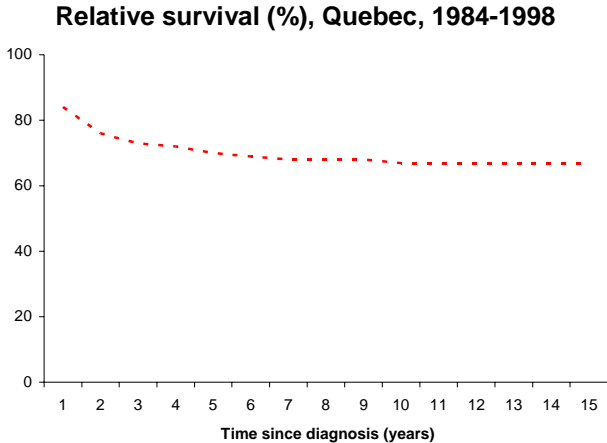


Source : Quebec Cancer Registry.

Vagina and vulva (ICD-9 184)

Number of cases, Quebec, 1984-1998

Females 1,260

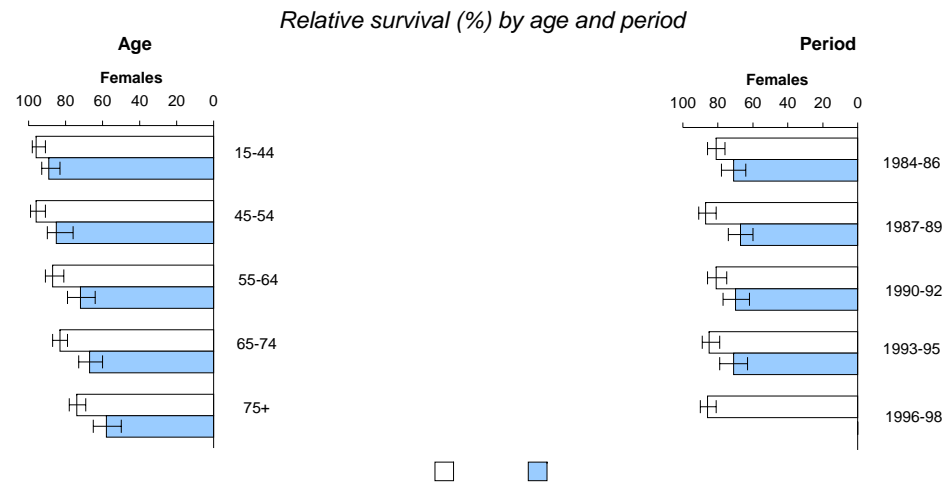


Source : Quebec Cancer Registry.

Vagina and vulva (ICD-9 184)

*Observed and relative survival (%) by age and period
(number of cases in parentheses)*

| | Age class (1984-1998) | | | | | | | | | | Period | | | | | | | | | |
|----------------|-----------------------|-----|-------|-----|-------|-----|-------|-----|-------|-----|---------|-----|---------|-----|---------|-----|---------|-----|---------|-----|
| | 15-44 | | 45-54 | | 55-64 | | 65-74 | | 75+ | | 1984-86 | | 1987-89 | | 1990-92 | | 1993-95 | | 1996-98 | |
| | obs | rel | obs | rel | obs | rel | obs | rel | obs | rel | obs | rel | obs | rel | obs | rel | obs | rel | obs | rel |
| Females | (181) | | (132) | | (178) | | (304) | | (465) | | (253) | | (238) | | (239) | | (228) | | (302) | |
| 1 year | 96 | 96 | 96 | 96 | 87 | 87 | 82 | 83 | 69 | 74 | 79 | 81 | 84 | 87 | 79 | 81 | 82 | 85 | 83 | 86 |
| 3 years | 89 | 89 | 86 | 86 | 76 | 78 | 66 | 70 | 49 | 63 | 67 | 74 | 64 | 71 | 65 | 71 | 71 | 78 | 64 | 70 |
| 5 years | 89 | 89 | 83 | 85 | 69 | 72 | 60 | 67 | 38 | 58 | 60 | 71 | 58 | 67 | 60 | 70 | 60 | 71 | . | . |
| 8 years | 88 | 88 | 80 | 82 | 61 | 67 | 53 | 65 | 28 | 56 | 55 | 69 | 49 | 63 | 53 | 68 | . | . | . | . |
| 10 years | 88 | 88 | 79 | 81 | 56 | 63 | 43 | 57 | 24 | 56 | 49 | 67 | 45 | 62 | . | . | . | . | . | . |

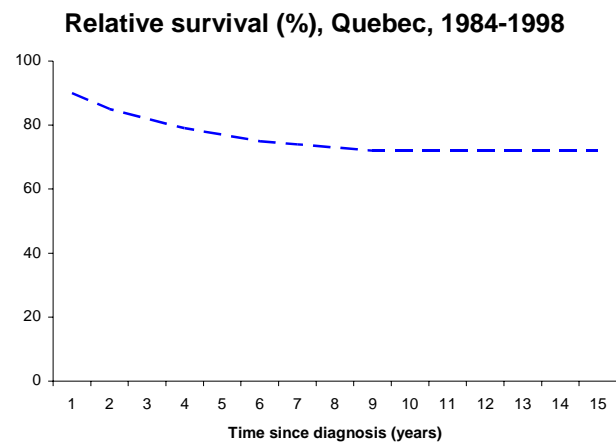


Source : Quebec Cancer Registry.

Prostate (ICD-9 185)

Number of cases, Quebec, 1984-1998

Males 35,206




Source : Quebec Cancer Registry.

Prostate (ICD-9 185)

*Observed and relative survival (%) by age and period
(number of cases in parentheses)*

| | Age class (1984-1998) | | | | | | | | | | Period | | | | | | | | | |
|--------------|-----------------------|-----|---------|-----|---------|-----|----------|-----|----------|-----|---------|-----|---------|-----|---------|-----|---------|-----|---------|-----|
| | 15-44 | | 45-54 | | 55-64 | | 65-74 | | 75+ | | 1984-86 | | 1987-89 | | 1990-92 | | 1993-95 | | 1996-98 | |
| | obs | rel | obs | rel | obs | rel | obs | rel | obs | rel | obs | rel | obs | rel | obs | rel | obs | rel | obs | rel |
| Males | (56) | | (1,083) | | (7,386) | | (14,389) | | (12,292) | | (5,192) | | (5,725) | | (7,331) | | (9,505) | | (7,453) | |
| 1 year | 77 | 77 | 95 | 95 | 94 | 95 | 90 | 93 | 74 | 82 | 81 | 87 | 82 | 88 | 86 | 90 | 88 | 92 | 86 | 91 |
| 3 years | 66 | 67 | 84 | 86 | 84 | 88 | 76 | 86 | 52 | 71 | 62 | 76 | 63 | 75 | 69 | 82 | 75 | 87 | 74 | 85 |
| 5 years | 66 | 67 | 78 | 81 | 78 | 85 | 66 | 81 | 37 | 65 | 50 | 70 | 50 | 69 | 58 | 77 | 66 | 84 | . | . |
| 8 years | 66 | 67 | 69 | 74 | 67 | 80 | 52 | 77 | 23 | 64 | 37 | 67 | 38 | 65 | 45 | 73 | . | . | . | . |
| 10 years | 66 | 67 | 65 | 71 | 60 | 76 | 44 | 75 | 17 | 64 | 31 | 67 | 31 | 64 | . | . | . | . | . | . |

Relative survival (%) by age and period

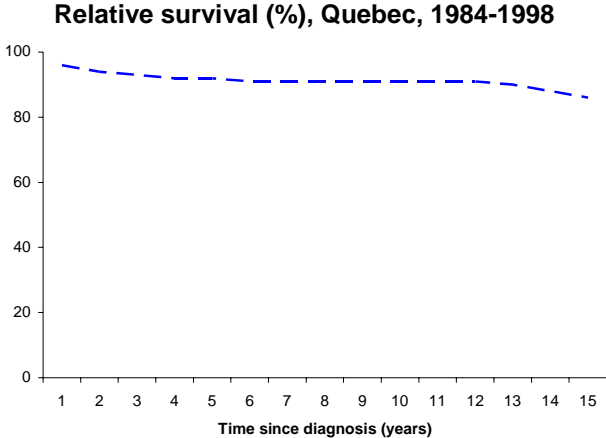


Source : Quebec Cancer Registry.

Testis (ICD-9 186)

Number of cases, Quebec, 1984-1998

Males 1,793

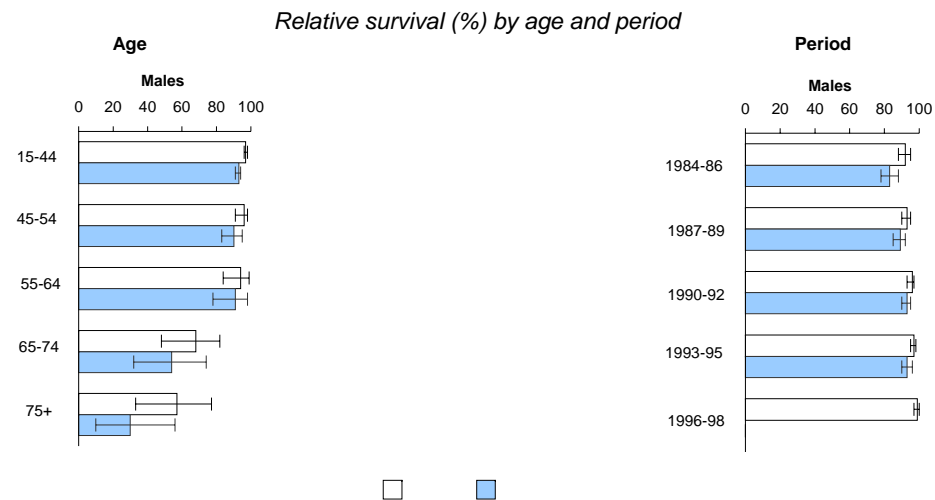


Source : Quebec Cancer Registry.

Testis (ICD-9 186)

*Observed and relative survival (%) by age and period
(number of cases in parentheses)*

| | Age class (1984-1998) | | | | | | | | | | Period | | | | | | | | | |
|--------------|-----------------------|-----|-------|-----|-------|-----|-------|-----|------|-----|---------|-----|---------|-----|---------|-----|---------|-----|---------|-----|
| | 15-44 | | 45-54 | | 55-64 | | 65-74 | | 75+ | | 1984-86 | | 1987-89 | | 1990-92 | | 1993-95 | | 1996-98 | |
| | obs | rel | obs | rel | obs | rel | obs | rel | obs | rel | obs | rel | obs | rel | obs | rel | obs | rel | obs | rel |
| Males | (1 531) | | (148) | | (59) | | (32) | | (23) | | (246) | | (335) | | (410) | | (388) | | (414) | |
| 1 year | 97 | 97 | 95 | 96 | 93 | 94 | 66 | 68 | 52 | 57 | 92 | 92 | 93 | 93 | 95 | 96 | 97 | 97 | 99 | 99 |
| 3 years | 93 | 94 | 91 | 92 | 91 | 94 | 55 | 61 | 33 | 40 | 85 | 86 | 89 | 90 | 92 | 93 | 94 | 94 | 95 | 96 |
| 5 years | 92 | 93 | 88 | 90 | 87 | 91 | 46 | 54 | 22 | 30 | 81 | 83 | 88 | 89 | 91 | 93 | 92 | 93 | . | . |
| 8 years | 91 | 92 | 85 | 88 | 76 | 85 | 42 | 52 | 17 | 26 | 79 | 82 | 86 | 89 | 90 | 93 | . | . | . | . |
| 10 years | 91 | 92 | 85 | 88 | 68 | 78 | 42 | 52 | 17 | 26 | 78 | 82 | 85 | 88 | . | . | . | . | . | . |

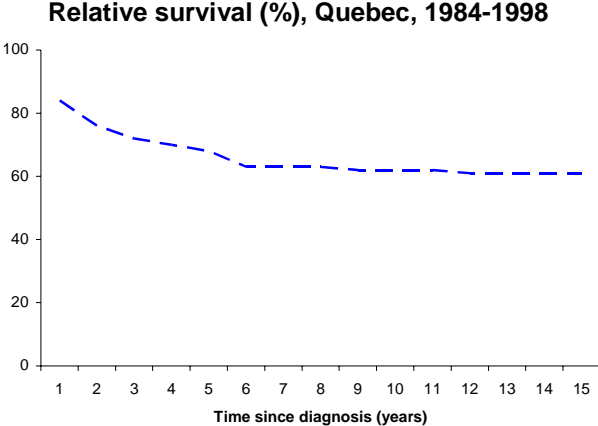


Source : Quebec Cancer Registry.

Penis (ICD-9 187)

Number of cases, Quebec, 1984-1998

Males 394

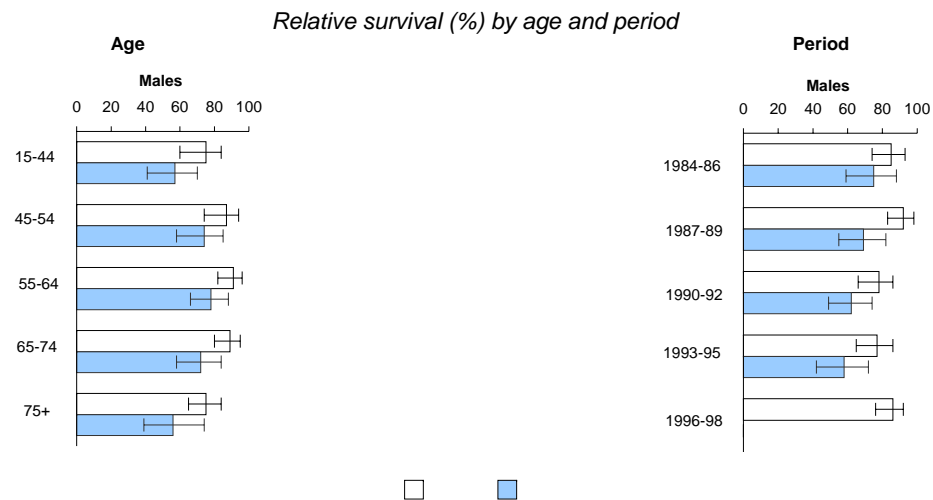


Source : Quebec Cancer Registry.

Penis (ICD-9 187)

*Observed and relative survival (%) by age and period
(number of cases in parentheses)*

| | Age class (1984-1998) | | | | | | | | | | Period | | | | | | | | | |
|--------------|-----------------------|-----|-------|-----|-------|-----|-------|-----|-------|-----|---------|-----|---------|-----|---------|-----|---------|-----|---------|-----|
| | 15-44 | | 45-54 | | 55-64 | | 65-74 | | 75+ | | 1984-86 | | 1987-89 | | 1990-92 | | 1993-95 | | 1996-98 | |
| | obs | rel | obs | rel | obs | rel | obs | rel | obs | rel | obs | rel | obs | rel | obs | rel | obs | rel | obs | rel |
| Males | (51) | | (51) | | (84) | | (100) | | (108) | | (70) | | (78) | | (83) | | (73) | | (90) | |
| 1 year | 75 | 75 | 86 | 87 | 89 | 91 | 86 | 89 | 68 | 75 | 81 | 85 | 88 | 92 | 75 | 78 | 74 | 77 | 82 | 86 |
| 3 years | 59 | 59 | 75 | 76 | 79 | 83 | 68 | 76 | 45 | 63 | 70 | 80 | 65 | 74 | 58 | 64 | 58 | 65 | 73 | 82 |
| 5 years | 56 | 57 | 72 | 74 | 72 | 78 | 58 | 72 | 31 | 56 | 60 | 75 | 56 | 69 | 53 | 62 | 47 | 58 | . | . |
| 8 years | 56 | 57 | 67 | 69 | 61 | 72 | 50 | 65 | 15 | 39 | 47 | 66 | 50 | 68 | 43 | 54 | . | . | . | . |
| 10 years | 51 | 51 | 67 | 69 | 59 | 71 | 42 | 60 | 10 | 36 | 44 | 65 | 45 | 66 | . | . | . | . | . | . |

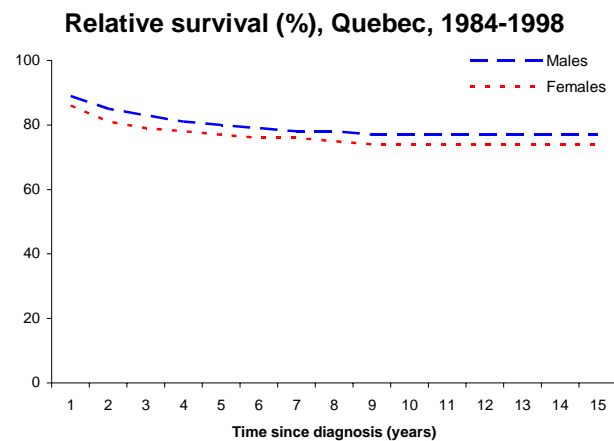


Source : Quebec Cancer Registry.

Bladder (ICD-9 188)

Number of cases, Quebec, 1984-1998

| | |
|---------|--------|
| Males | 13,464 |
| Females | 4,766 |
| Overall | 18,230 |



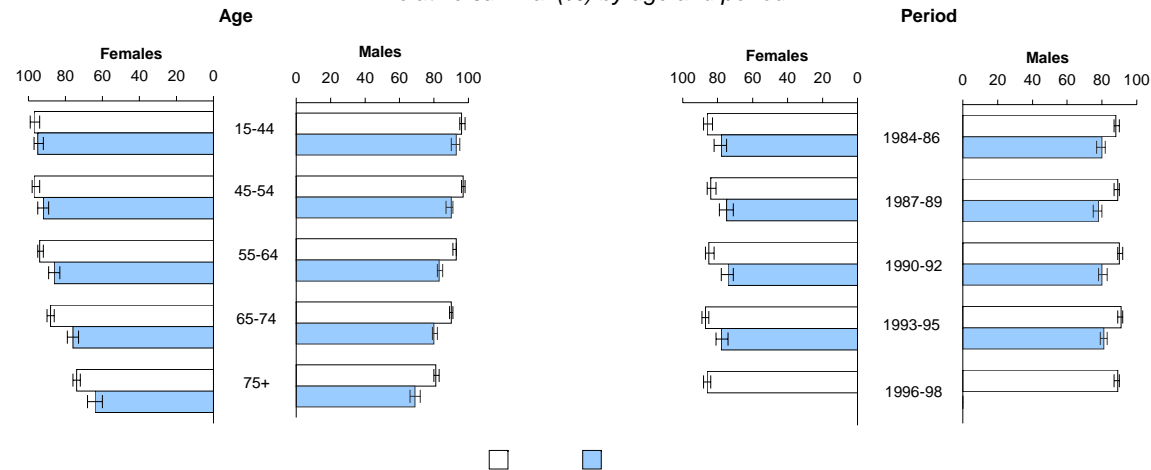
Source : Quebec Cancer Registry.

Bladder (ICD-9 188)

*Observed and relative survival (%) by age and period
(number of cases in parentheses)*

| | Age class (1984-1998) | | | | | | | | | | Period | | | | | | | | | |
|----------------|-----------------------|-----|---------|-----|---------|-----|---------|-----|---------|-----|---------|-----|---------|-----|---------|-----|---------|-----|---------|-----|
| | 15-44 | | 45-54 | | 55-64 | | 65-74 | | 75+ | | 1984-86 | | 1987-89 | | 1990-92 | | 1993-95 | | 1996-98 | |
| | obs | rel | obs | rel | obs | rel | obs | rel | obs | rel | obs | rel | obs | rel | obs | rel | obs | rel | obs | rel |
| Males | (648) | | (1,326) | | (3,124) | | (4,572) | | (3,794) | | (2,307) | | (2,429) | | (2,724) | | (3,006) | | (2,998) | |
| 1 year | 96 | 96 | 96 | 97 | 91 | 93 | 87 | 90 | 73 | 81 | 84 | 88 | 85 | 89 | 87 | 90 | 87 | 91 | 85 | 89 |
| 3 years | 94 | 94 | 90 | 92 | 82 | 86 | 74 | 84 | 52 | 72 | 71 | 82 | 71 | 81 | 72 | 82 | 74 | 85 | 73 | 83 |
| 5 years | 92 | 93 | 87 | 90 | 76 | 83 | 65 | 80 | 39 | 69 | 63 | 80 | 62 | 78 | 65 | 80 | 65 | 81 | . | . |
| 8 years | 90 | 92 | 82 | 87 | 69 | 81 | 52 | 77 | 26 | 68 | 53 | 78 | 53 | 77 | 55 | 78 | . | . | . | . |
| 10 years | 90 | 92 | 80 | 86 | 64 | 80 | 45 | 76 | 19 | 68 | 47 | 77 | 48 | 76 | . | . | . | . | . | . |
| Females | (277) | | (453) | | (901) | | (1,379) | | (1,756) | | (874) | | (860) | | (939) | | (1,069) | | (1,024) | |
| 1 year | 97 | 97 | 96 | 97 | 93 | 94 | 86 | 88 | 69 | 74 | 83 | 86 | 81 | 84 | 82 | 85 | 85 | 87 | 83 | 86 |
| 3 years | 95 | 95 | 92 | 93 | 86 | 88 | 76 | 81 | 53 | 66 | 73 | 80 | 71 | 77 | 70 | 77 | 74 | 81 | 72 | 80 |
| 5 years | 95 | 95 | 91 | 92 | 82 | 86 | 68 | 76 | 43 | 64 | 67 | 78 | 64 | 75 | 63 | 74 | 67 | 78 | . | . |
| 8 years | 92 | 93 | 88 | 90 | 76 | 82 | 60 | 74 | 33 | 64 | 60 | 78 | 56 | 73 | 55 | 72 | . | . | . | . |
| 10 years | 90 | 91 | 86 | 90 | 71 | 78 | 53 | 71 | 27 | 64 | 56 | 78 | 50 | 70 | . | . | . | . | . | . |
| Overall | (925) | | (1,779) | | (4,025) | | (5,951) | | (5,550) | | (3,181) | | (3,289) | | (3,663) | | (4,075) | | (4,022) | |
| 1 year | 97 | 97 | 96 | 97 | 92 | 93 | 87 | 90 | 72 | 79 | 84 | 87 | 84 | 87 | 85 | 89 | 86 | 90 | 85 | 88 |
| 3 years | 94 | 95 | 91 | 92 | 83 | 87 | 75 | 83 | 52 | 70 | 72 | 82 | 71 | 80 | 72 | 81 | 74 | 84 | 73 | 82 |
| 5 years | 93 | 94 | 88 | 90 | 78 | 84 | 66 | 79 | 40 | 67 | 64 | 79 | 63 | 77 | 64 | 79 | 65 | 80 | . | . |
| 8 years | 91 | 93 | 84 | 88 | 71 | 82 | 54 | 76 | 28 | 67 | 55 | 78 | 54 | 76 | 55 | 77 | . | . | . | . |
| 10 years | 90 | 92 | 81 | 87 | 65 | 80 | 47 | 75 | 21 | 67 | 49 | 78 | 48 | 75 | . | . | . | . | . | . |

Relative survival (%) by age and period

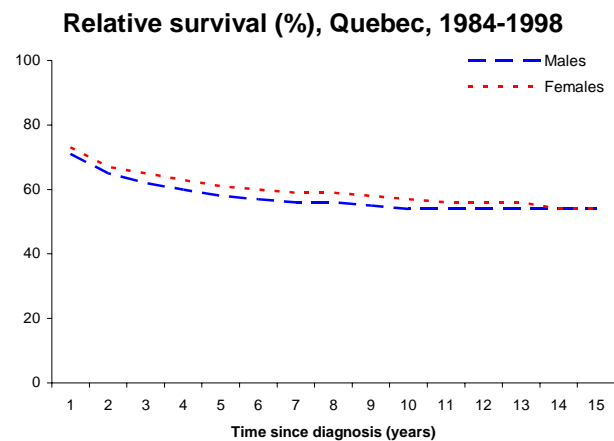


Source : Quebec Cancer Registry.

Kidney (ICD-9 189)

Number of cases, Quebec, 1984-1998

| | |
|---------|--------|
| Males | 6,071 |
| Females | 4,082 |
| Overall | 10,153 |



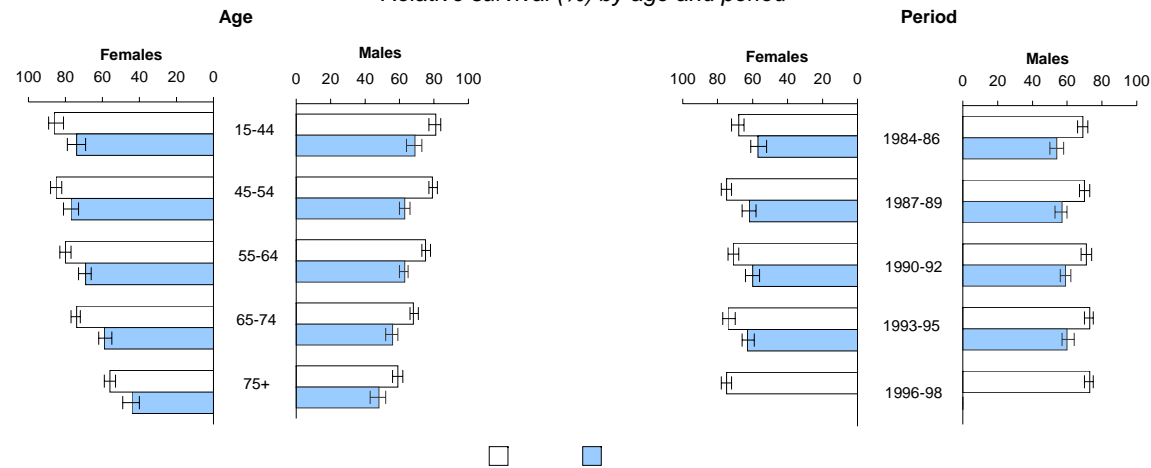
Source : Quebec Cancer Registry.

Kidney (ICD-9 189)

*Observed and relative survival (%) by age and period
(number of cases in parentheses)*

| | Age class (1984-1998) | | | | | | | | | | Period | | | | | | | | | |
|----------------|-----------------------|-----|---------|-----|---------|-----|---------|-----|---------|-----|---------|-----|---------|-----|---------|-----|---------|-----|---------|-----|
| | 15-44 | | 45-54 | | 55-64 | | 65-74 | | 75+ | | 1984-86 | | 1987-89 | | 1990-92 | | 1993-95 | | 1996-98 | |
| | obs | rel | obs | rel | obs | rel | obs | rel | obs | rel | obs | rel | obs | rel | obs | rel | obs | rel | obs | rel |
| Males | (476) | | (946) | | (1,653) | | (1,773) | | (1,223) | | (978) | | (1,147) | | (1,263) | | (1,304) | | (1,379) | |
| 1 year | 80 | 81 | 79 | 79 | 74 | 75 | 66 | 68 | 53 | 59 | 66 | 69 | 68 | 70 | 69 | 71 | 70 | 73 | 70 | 73 |
| 3 years | 71 | 71 | 68 | 69 | 63 | 66 | 52 | 59 | 37 | 50 | 52 | 58 | 56 | 61 | 56 | 62 | 57 | 63 | 58 | 64 |
| 5 years | 68 | 69 | 61 | 63 | 57 | 63 | 45 | 56 | 28 | 48 | 45 | 54 | 48 | 57 | 50 | 59 | 51 | 60 | . | . |
| 8 years | 66 | 67 | 56 | 60 | 51 | 60 | 35 | 52 | 20 | 47 | 38 | 52 | 42 | 55 | 43 | 56 | . | . | . | . |
| 10 years | 64 | 66 | 52 | 56 | 47 | 58 | 30 | 50 | 14 | 47 | 35 | 52 | 38 | 53 | . | . | . | . | . | . |
| Females | (311) | | (541) | | (931) | | (1,098) | | (1,201) | | (677) | | (815) | | (827) | | (878) | | (885) | |
| 1 year | 86 | 86 | 85 | 85 | 79 | 80 | 73 | 74 | 52 | 56 | 67 | 68 | 73 | 75 | 70 | 71 | 72 | 74 | 73 | 75 |
| 3 years | 77 | 77 | 77 | 78 | 72 | 73 | 60 | 64 | 40 | 49 | 56 | 60 | 63 | 67 | 59 | 64 | 60 | 65 | 63 | 67 |
| 5 years | 74 | 74 | 76 | 77 | 66 | 69 | 53 | 59 | 31 | 44 | 50 | 57 | 56 | 62 | 53 | 60 | 55 | 63 | . | . |
| 8 years | 72 | 73 | 73 | 75 | 62 | 67 | 46 | 56 | 23 | 43 | 45 | 54 | 51 | 61 | 47 | 57 | . | . | . | . |
| 10 years | 71 | 72 | 68 | 71 | 57 | 64 | 40 | 52 | 18 | 42 | 40 | 52 | 46 | 59 | . | . | . | . | . | . |
| Overall | (787) | | (1,487) | | (2,584) | | (2,871) | | (2,424) | | (1,655) | | (1,962) | | (2,090) | | (2,182) | | (2,264) | |
| 1 year | 82 | 83 | 81 | 82 | 76 | 77 | 69 | 71 | 53 | 57 | 66 | 69 | 70 | 72 | 69 | 71 | 71 | 73 | 71 | 74 |
| 3 years | 73 | 74 | 71 | 72 | 66 | 69 | 55 | 61 | 38 | 49 | 54 | 59 | 59 | 64 | 58 | 63 | 59 | 64 | 60 | 65 |
| 5 years | 71 | 71 | 67 | 68 | 61 | 65 | 48 | 57 | 29 | 46 | 47 | 55 | 51 | 59 | 51 | 59 | 53 | 61 | . | . |
| 8 years | 68 | 69 | 63 | 66 | 55 | 63 | 39 | 53 | 22 | 45 | 41 | 53 | 46 | 58 | 44 | 57 | . | . | . | . |
| 10 years | 67 | 68 | 58 | 62 | 51 | 60 | 34 | 51 | 16 | 45 | 37 | 52 | 41 | 55 | . | . | . | . | . | . |

Relative survival (%) by age and period

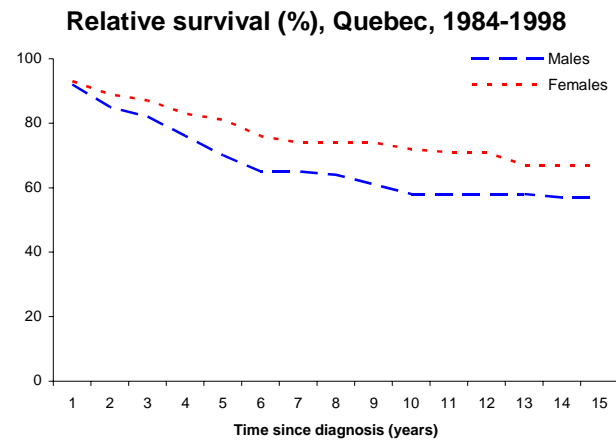


Source : Quebec Cancer Registry.

Eye (ICD-9 190)

Number of cases, Quebec, 1984-1998

| | |
|---------|-----|
| Males | 401 |
| Females | 329 |
| Overall | 730 |



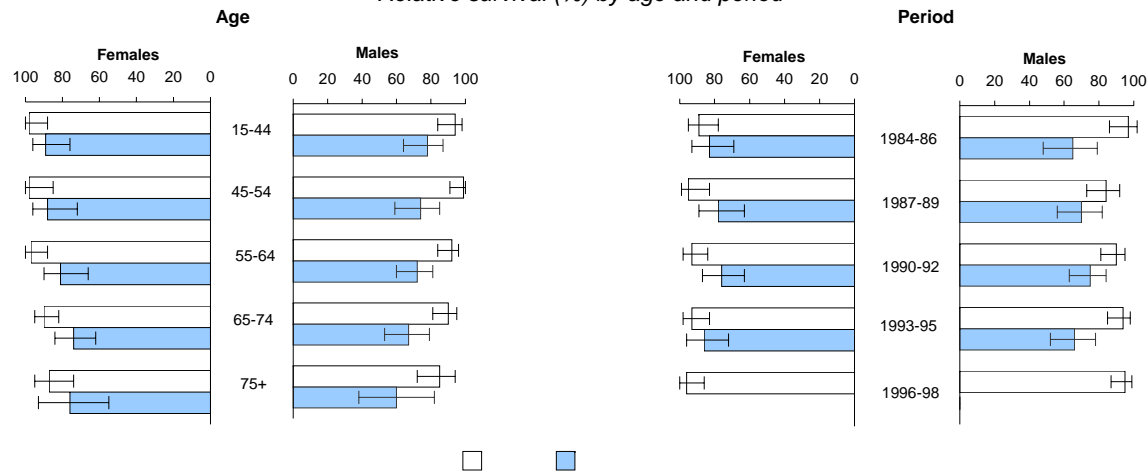
Source : Quebec Cancer Registry.

Eye (ICD-9 190)

*Observed and relative survival (%) by age and period
(number of cases in parentheses)*

| | Age class (1984-1998) | | | | | | | | | | Period | | | | | | | | | |
|----------------|-----------------------|-----|-------|-----|-------|-----|-------|-----|-------|-----|---------|-----|---------|-----|---------|-----|---------|-----|---------|-----|
| | 15-44 | | 45-54 | | 55-64 | | 65-74 | | 75+ | | 1984-86 | | 1987-89 | | 1990-92 | | 1993-95 | | 1996-98 | |
| | obs | rel | obs | rel | obs | rel | obs | rel | obs | rel | obs | rel | obs | rel | obs | rel | obs | rel | obs | rel |
| Males | (63) | | (71) | | (95) | | (103) | | (69) | | (57) | | (74) | | (97) | | (88) | | (85) | |
| 1 year | 94 | 94 | 99 | 99 | 91 | 92 | 86 | 90 | 77 | 85 | 93 | 97 | 81 | 84 | 88 | 90 | 91 | 94 | 93 | 95 |
| 3 years | 85 | 86 | 87 | 88 | 76 | 80 | 70 | 78 | 57 | 80 | 74 | 84 | 69 | 76 | 77 | 83 | 75 | 83 | 73 | 79 |
| 5 years | 77 | 78 | 72 | 74 | 66 | 72 | 54 | 67 | 33 | 60 | 53 | 65 | 59 | 70 | 66 | 75 | 56 | 66 | . | . |
| 8 years | 74 | 75 | 59 | 62 | 57 | 65 | 38 | 56 | 20 | 43 | 47 | 62 | 50 | 63 | 51 | 63 | . | . | . | . |
| 10 years | 71 | 72 | 50 | 54 | 51 | 60 | 22 | 38 | 16 | 42 | 39 | 55 | 44 | 60 | . | . | . | . | . | . |
| Females | (54) | | (42) | | (61) | | (109) | | (63) | | (63) | | (55) | | (78) | | (68) | | (65) | |
| 1 year | 98 | 98 | 98 | 98 | 97 | 97 | 88 | 90 | 81 | 87 | 87 | 89 | 93 | 95 | 91 | 93 | 91 | 93 | 94 | 96 |
| 3 years | 94 | 94 | 90 | 90 | 88 | 90 | 76 | 81 | 70 | 84 | 83 | 88 | 76 | 81 | 83 | 88 | 84 | 89 | 78 | 83 |
| 5 years | 89 | 89 | 87 | 88 | 77 | 81 | 66 | 74 | 54 | 76 | 75 | 83 | 71 | 78 | 68 | 76 | 78 | 86 | . | . |
| 8 years | 81 | 81 | 83 | 84 | 62 | 67 | 53 | 65 | 46 | 71 | 68 | 80 | 62 | 72 | 56 | 67 | . | . | . | . |
| 10 years | 81 | 81 | 75 | 77 | 53 | 59 | 48 | 62 | 46 | 71 | 62 | 77 | 58 | 72 | . | . | . | . | . | . |
| Overall | (117) | | (113) | | (156) | | (212) | | (132) | | (120) | | (129) | | (175) | | (156) | | (150) | |
| 1 year | 96 | 96 | 98 | 99 | 93 | 94 | 87 | 90 | 79 | 86 | 90 | 93 | 86 | 89 | 89 | 91 | 91 | 93 | 93 | 95 |
| 3 years | 89 | 89 | 88 | 89 | 81 | 84 | 73 | 80 | 63 | 83 | 78 | 86 | 72 | 78 | 80 | 86 | 79 | 85 | 75 | 81 |
| 5 years | 83 | 83 | 78 | 80 | 70 | 75 | 60 | 71 | 43 | 70 | 64 | 75 | 64 | 74 | 67 | 76 | 65 | 75 | . | . |
| 8 years | 77 | 78 | 69 | 72 | 59 | 66 | 45 | 61 | 32 | 67 | 58 | 72 | 55 | 69 | 53 | 66 | . | . | . | . |
| 10 years | 75 | 76 | 62 | 65 | 52 | 60 | 37 | 55 | 30 | 67 | 51 | 68 | 50 | 67 | . | . | . | . | . | . |

Relative survival (%) by age and period

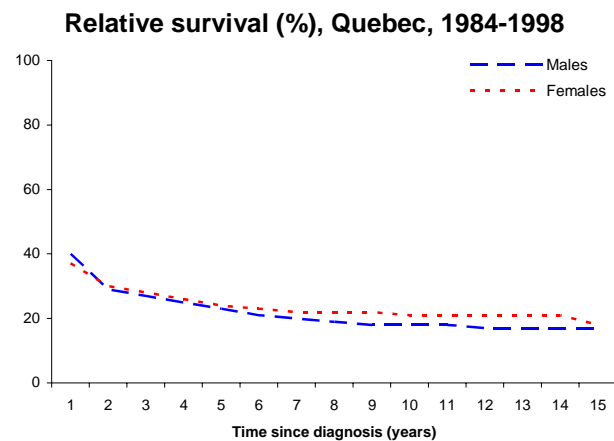


Source : Quebec Cancer Registry.

Brain (ICD-9 191)

Number of cases, Quebec, 1984-1998

| | |
|---------|-------|
| Males | 3,561 |
| Females | 2,820 |
| Overall | 6,381 |



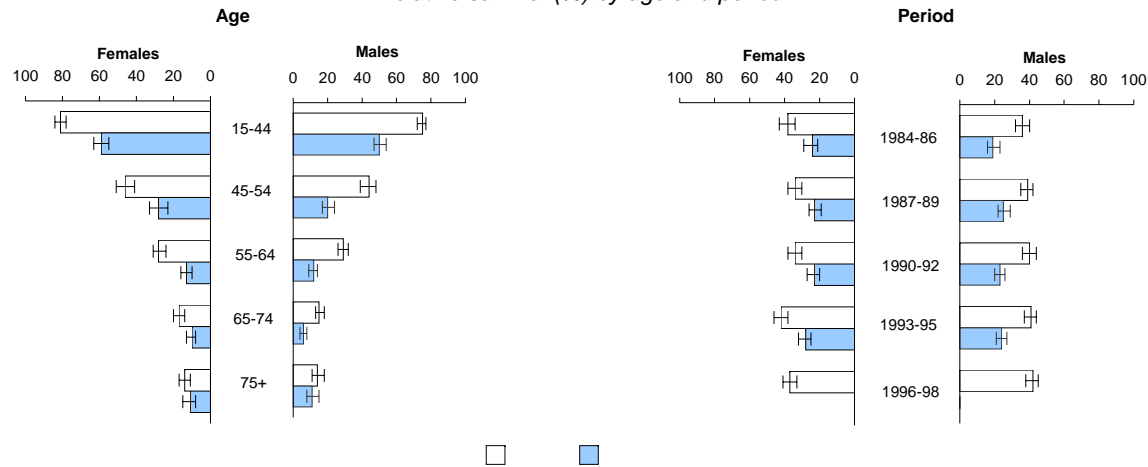
Source : Quebec Cancer Registry.

Brain (ICD-9 191)

*Observed and relative survival (%) by age and period
(number of cases in parentheses)*

| | Age class (1984-1998) | | | | | | | | | | Period | | | | | | | | | |
|----------------|-----------------------|-----|-------|-----|---------|-----|---------|-----|-------|-----|---------|-----|---------|-----|---------|-----|---------|-----|---------|-----|
| | 15-44 | | 45-54 | | 55-64 | | 65-74 | | 75+ | | 1984-86 | | 1987-89 | | 1990-92 | | 1993-95 | | 1996-98 | |
| | obs | rel | obs | rel | obs | rel | obs | rel | obs | rel | obs | rel | obs | rel | obs | rel | obs | rel | obs | rel |
| Males | (989) | | (566) | | (798) | | (780) | | (428) | | (625) | | (648) | | (716) | | (799) | | (773) | |
| 1 year | 74 | 75 | 43 | 44 | 29 | 29 | 15 | 15 | 13 | 14 | 35 | 36 | 38 | 39 | 39 | 40 | 40 | 41 | 41 | 42 |
| 3 years | 58 | 59 | 23 | 23 | 14 | 14 | 6 | 7 | 9 | 11 | 22 | 23 | 27 | 28 | 24 | 26 | 27 | 29 | 25 | 26 |
| 5 years | 50 | 50 | 20 | 20 | 11 | 12 | 5 | 6 | 7 | 11 | 18 | 19 | 24 | 25 | 21 | 23 | 23 | 24 | . | . |
| 8 years | 42 | 42 | 15 | 16 | 9 | 10 | 3 | 4 | 6 | 11 | 13 | 15 | 20 | 22 | 18 | 20 | . | . | . | . |
| 10 years | 37 | 38 | 15 | 16 | 8 | 10 | 3 | 4 | 5 | 11 | 12 | 13 | 18 | 21 | . | . | . | . | . | . |
| Females | (632) | | (378) | | (567) | | (699) | | (544) | | (490) | | (499) | | (572) | | (608) | | (651) | |
| 1 year | 81 | 81 | 46 | 46 | 28 | 28 | 16 | 17 | 13 | 14 | 38 | 38 | 34 | 34 | 33 | 34 | 41 | 42 | 36 | 37 |
| 3 years | 67 | 67 | 31 | 31 | 14 | 15 | 10 | 11 | 11 | 13 | 27 | 28 | 25 | 26 | 25 | 26 | 31 | 32 | 24 | 25 |
| 5 years | 59 | 59 | 28 | 28 | 12 | 13 | 9 | 10 | 8 | 11 | 23 | 24 | 21 | 23 | 22 | 23 | 27 | 28 | . | . |
| 8 years | 50 | 50 | 25 | 25 | 12 | 13 | 7 | 9 | 6 | 10 | 19 | 21 | 19 | 20 | 20 | 21 | . | . | . | . |
| 10 years | 47 | 48 | 20 | 21 | 11 | 12 | 7 | 9 | 6 | 10 | 18 | 21 | 17 | 19 | . | . | . | . | . | . |
| Overall | (1,621) | | (944) | | (1,365) | | (1,479) | | (972) | | (1,115) | | (1,147) | | (1,288) | | (1,407) | | (1,424) | |
| 1 year | 77 | 77 | 44 | 45 | 28 | 29 | 16 | 16 | 13 | 14 | 36 | 37 | 36 | 37 | 37 | 37 | 40 | 41 | 39 | 40 |
| 3 years | 62 | 62 | 26 | 27 | 14 | 14 | 8 | 9 | 10 | 12 | 24 | 25 | 26 | 27 | 25 | 26 | 29 | 30 | 24 | 25 |
| 5 years | 53 | 54 | 23 | 23 | 12 | 12 | 7 | 8 | 8 | 12 | 20 | 22 | 23 | 24 | 22 | 23 | 24 | 26 | . | . |
| 8 years | 45 | 45 | 19 | 20 | 10 | 11 | 5 | 7 | 6 | 12 | 16 | 17 | 19 | 21 | 19 | 20 | . | . | . | . |
| 10 years | 41 | 41 | 17 | 18 | 9 | 11 | 5 | 7 | 6 | 12 | 14 | 17 | 18 | 20 | . | . | . | . | . | . |

Relative survival (%) by age and period

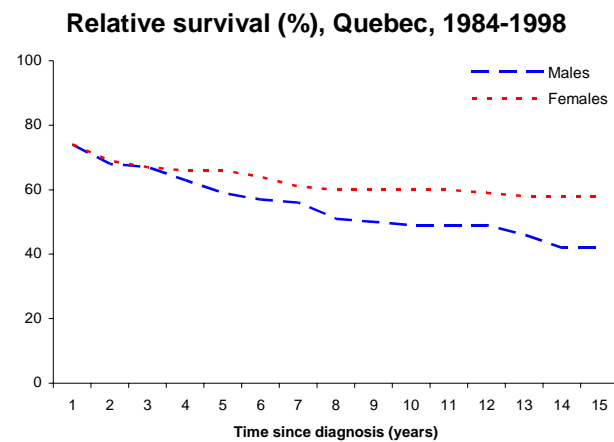


Source : Quebec Cancer Registry.

Other and unspecified parts of nervous system (ICD-9 192)

Number of cases, Quebec, 1984-1998

| | |
|---------|-----|
| Males | 214 |
| Females | 201 |
| Overall | 415 |



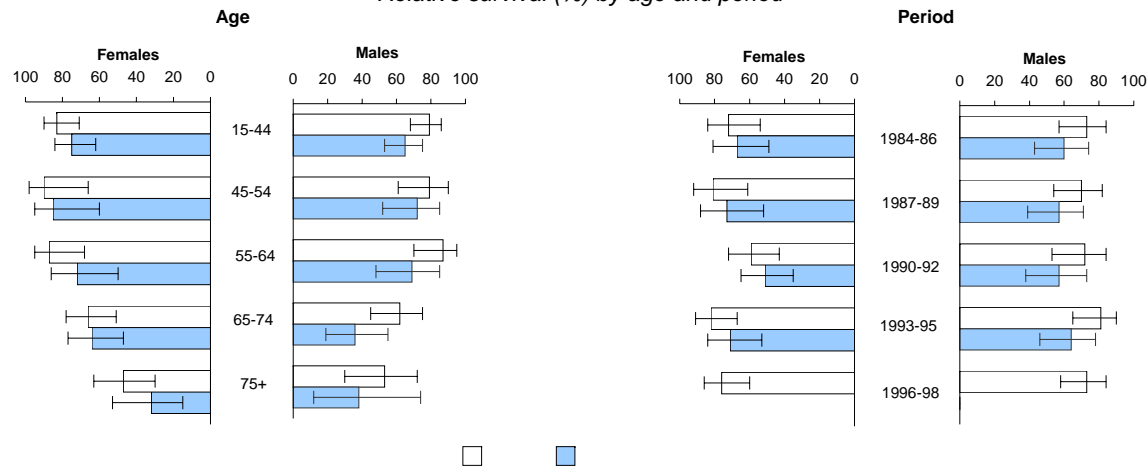
Source : Quebec Cancer Registry.

Other and unspecified parts of nervous system (ICD-9 192)

*Observed and relative survival (%) by age and period
(number of cases in parentheses)*

| | Age class (1984-1998) | | | | | | | | | | Period | | | | | | | | | |
|----------------|-----------------------|-----|-------|-----|-------|-----|-------|-----|------|-----|---------|-----|---------|-----|---------|-----|---------|-----|---------|-----|
| | 15-44 | | 45-54 | | 55-64 | | 65-74 | | 75+ | | 1984-86 | | 1987-89 | | 1990-92 | | 1993-95 | | 1996-98 | |
| | obs | rel | obs | rel | obs | rel | obs | rel | obs | rel | obs | rel | obs | rel | obs | rel | obs | rel | obs | rel |
| Males | (79) | | (33) | | (35) | | (42) | | (25) | | (45) | | (42) | | (34) | | (44) | | (49) | |
| 1 year | 78 | 79 | 79 | 79 | 86 | 87 | 60 | 62 | 48 | 53 | 71 | 73 | 69 | 70 | 71 | 72 | 80 | 81 | 71 | 73 |
| 3 years | 71 | 71 | 75 | 76 | 73 | 76 | 45 | 51 | 39 | 52 | 64 | 68 | 64 | 67 | 59 | 62 | 68 | 71 | 59 | 62 |
| 5 years | 64 | 65 | 71 | 72 | 65 | 69 | 29 | 36 | 23 | 38 | 56 | 60 | 52 | 57 | 53 | 57 | 60 | 64 | . | . |
| 8 years | 58 | 58 | 51 | 52 | 48 | 55 | 25 | 33 | 12 | 22 | 42 | 47 | 45 | 50 | 45 | 50 | . | . | . | . |
| 10 years | 58 | 58 | 51 | 52 | 42 | 49 | 17 | 26 | . | . | 40 | 45 | 40 | 46 | . | . | . | . | . | . |
| Females | (64) | | (20) | | (29) | | (49) | | (39) | | (35) | | (29) | | (45) | | (46) | | (46) | |
| 1 year | 83 | 83 | 90 | 90 | 86 | 87 | 65 | 66 | 44 | 47 | 71 | 72 | 79 | 81 | 58 | 59 | 80 | 82 | 74 | 76 |
| 3 years | 75 | 75 | 85 | 85 | 74 | 76 | 63 | 65 | 29 | 35 | 66 | 67 | 69 | 73 | 49 | 51 | 74 | 77 | 63 | 67 |
| 5 years | 75 | 75 | 85 | 85 | 70 | 72 | 60 | 64 | 24 | 32 | 66 | 67 | 69 | 73 | 49 | 51 | 66 | 71 | . | . |
| 8 years | 72 | 72 | 85 | 85 | 65 | 68 | 38 | 45 | 14 | 23 | 63 | 65 | 59 | 65 | 38 | 40 | . | . | . | . |
| 10 years | 72 | 72 | 85 | 85 | 65 | 68 | 34 | 42 | 14 | 23 | 63 | 65 | 55 | 63 | . | . | . | . | . | . |
| Overall | (143) | | (53) | | (64) | | (91) | | (64) | | (80) | | (71) | | (79) | | (90) | | (95) | |
| 1 year | 80 | 81 | 83 | 83 | 86 | 87 | 63 | 64 | 45 | 49 | 71 | 73 | 73 | 75 | 63 | 65 | 80 | 81 | 73 | 74 |
| 3 years | 72 | 73 | 79 | 80 | 74 | 77 | 54 | 59 | 33 | 42 | 65 | 68 | 66 | 70 | 53 | 56 | 71 | 74 | 61 | 66 |
| 5 years | 69 | 69 | 76 | 77 | 68 | 72 | 45 | 52 | 24 | 37 | 60 | 64 | 59 | 65 | 51 | 54 | 63 | 67 | . | . |
| 8 years | 64 | 65 | 61 | 63 | 57 | 63 | 33 | 43 | 14 | 26 | 51 | 57 | 51 | 60 | 41 | 45 | . | . | . | . |
| 10 years | 64 | 65 | 61 | 63 | 54 | 61 | 26 | 38 | 14 | 26 | 50 | 56 | 46 | 58 | . | . | . | . | . | . |

Relative survival (%) by age and period



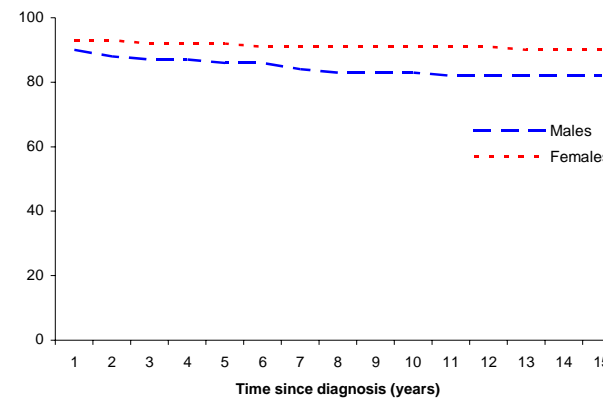
Source : Quebec Cancer Registry.

Thyroid gland (ICD-9 193)

Number of cases, Quebec, 1984-1998

| | |
|---------|-------|
| Males | 944 |
| Females | 2,759 |
| Overall | 3,703 |

Relative survival (%), Quebec, 1984-1998



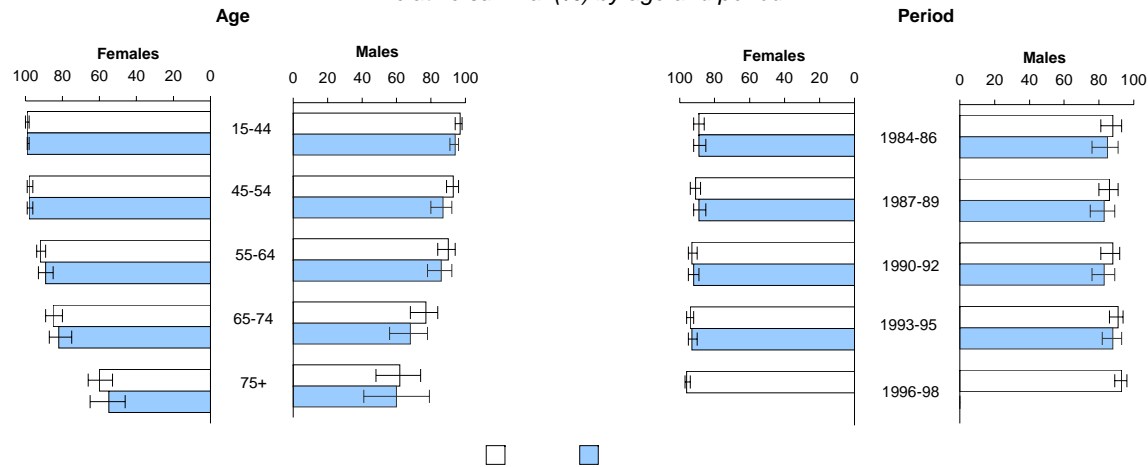
Source : Quebec Cancer Registry.

Thyroid gland (ICD-9 193)

*Observed and relative survival (%) by age and period
(number of cases in parentheses)*

| | Age class (1984-1998) | | | | | | | | | | Period | | | | | | | | | |
|----------------|-----------------------|-----|-------|-----|-------|-----|-------|-----|-------|-----|---------|-----|---------|-----|---------|-----|---------|-----|---------|-----|
| | 15-44 | | 45-54 | | 55-64 | | 65-74 | | 75+ | | 1984-86 | | 1987-89 | | 1990-92 | | 1993-95 | | 1996-98 | |
| | obs | rel | obs | rel | obs | rel | obs | rel | obs | rel | obs | rel | obs | rel | obs | rel | obs | rel | obs | rel |
| Males | (398) | | (184) | | (157) | | (139) | | (66) | | (138) | | (170) | | (161) | | (235) | | (240) | |
| 1 year | 96 | 97 | 93 | 93 | 89 | 90 | 74 | 77 | 56 | 62 | 87 | 88 | 85 | 86 | 86 | 88 | 90 | 91 | 92 | 93 |
| 3 years | 94 | 94 | 89 | 90 | 83 | 87 | 65 | 73 | 48 | 62 | 82 | 86 | 81 | 85 | 81 | 84 | 86 | 89 | 88 | 91 |
| 5 years | 94 | 94 | 85 | 87 | 81 | 86 | 55 | 68 | 40 | 60 | 78 | 85 | 76 | 83 | 78 | 83 | 83 | 88 | . | . |
| 8 years | 90 | 91 | 78 | 82 | 69 | 78 | 48 | 67 | 29 | 57 | 71 | 81 | 72 | 81 | 71 | 80 | . | . | . | . |
| 10 years | 88 | 90 | 78 | 82 | 69 | 78 | 44 | 67 | 22 | 51 | 68 | 80 | 71 | 81 | . | . | . | . | . | . |
| Females | (1,333) | | (484) | | (400) | | (312) | | (230) | | (405) | | (420) | | (531) | | (658) | | (745) | |
| 1 year | 99 | 99 | 98 | 98 | 91 | 92 | 83 | 85 | 56 | 60 | 88 | 89 | 90 | 91 | 92 | 93 | 93 | 94 | 95 | 96 |
| 3 years | 99 | 99 | 98 | 98 | 89 | 91 | 78 | 82 | 46 | 56 | 87 | 89 | 87 | 90 | 90 | 92 | 91 | 93 | 93 | 95 |
| 5 years | 98 | 99 | 98 | 98 | 86 | 89 | 74 | 82 | 40 | 55 | 85 | 89 | 85 | 89 | 89 | 92 | 89 | 93 | . | . |
| 8 years | 98 | 99 | 96 | 98 | 80 | 85 | 63 | 77 | 31 | 51 | 83 | 88 | 81 | 87 | 85 | 90 | . | . | . | . |
| 10 years | 97 | 98 | 96 | 98 | 78 | 85 | 60 | 77 | 23 | 45 | 81 | 87 | 79 | 87 | . | . | . | . | . | . |
| Overall | (1,731) | | (668) | | (557) | | (451) | | (296) | | (543) | | (590) | | (692) | | (893) | | (985) | |
| 1 year | 98 | 99 | 97 | 97 | 90 | 91 | 80 | 82 | 56 | 60 | 88 | 89 | 88 | 90 | 91 | 92 | 92 | 93 | 94 | 95 |
| 3 years | 98 | 98 | 95 | 96 | 87 | 90 | 74 | 80 | 47 | 57 | 86 | 88 | 85 | 88 | 88 | 90 | 90 | 92 | 92 | 94 |
| 5 years | 97 | 98 | 94 | 96 | 84 | 88 | 68 | 78 | 40 | 57 | 84 | 88 | 83 | 87 | 87 | 90 | 88 | 92 | . | . |
| 8 years | 96 | 97 | 91 | 94 | 77 | 84 | 59 | 75 | 30 | 56 | 80 | 86 | 78 | 86 | 82 | 88 | . | . | . | . |
| 10 years | 95 | 96 | 91 | 94 | 75 | 84 | 55 | 75 | 23 | 50 | 78 | 85 | 77 | 86 | . | . | . | . | . | . |

Relative survival (%) by age and period

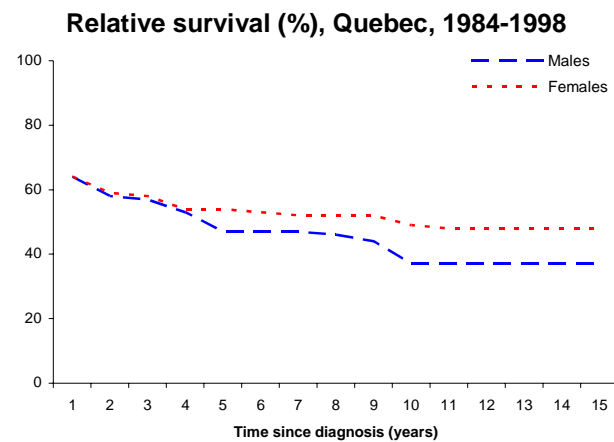


Source : Quebec Cancer Registry.

Other endocrine glands and related structures (ICD-9 194)

Number of cases, Quebec, 1984-1998

| | |
|---------|-----|
| Males | 202 |
| Females | 208 |
| Overall | 410 |



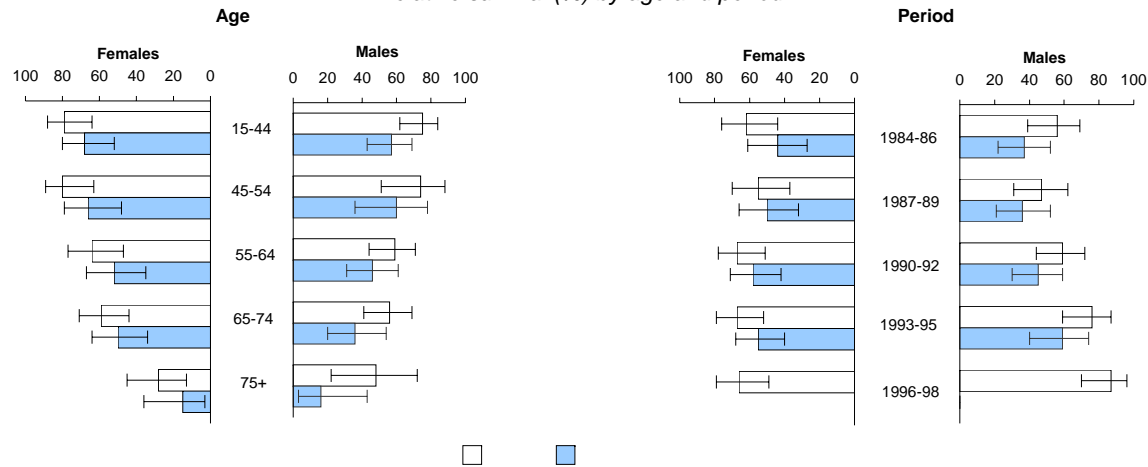
Source : Quebec Cancer Registry.

Other endocrine glands and related structures (ICD-9 194)

*Observed and relative survival (%) by age and period
(number of cases in parentheses)*

| | Age class (1984-1998) | | | | | | | | | | Period | | | | | | | | | |
|----------------|-----------------------|-----|-------|-----|-------|-----|-------|-----|------|-----|---------|-----|---------|-----|---------|-----|---------|-----|---------|-----|
| | 15-44 | | 45-54 | | 55-64 | | 65-74 | | 75+ | | 1984-86 | | 1987-89 | | 1990-92 | | 1993-95 | | 1996-98 | |
| | obs | rel | obs | rel | obs | rel | obs | rel | obs | rel | obs | rel | obs | rel | obs | rel | obs | rel | obs | rel |
| Males | (63) | | (23) | | (52) | | (48) | | (16) | | (42) | | (39) | | (48) | | (39) | | (34) | |
| 1 year | 75 | 75 | 74 | 74 | 58 | 59 | 54 | 56 | 44 | 48 | 55 | 56 | 46 | 47 | 58 | 59 | 74 | 76 | 85 | 87 |
| 3 years | 66 | 66 | 64 | 66 | 49 | 52 | 47 | 53 | 25 | 30 | 43 | 45 | 38 | 40 | 52 | 55 | 69 | 72 | 65 | 69 |
| 5 years | 57 | 57 | 58 | 60 | 42 | 46 | 29 | 36 | 13 | 16 | 33 | 37 | 33 | 36 | 42 | 45 | 55 | 59 | . | . |
| 8 years | 54 | 54 | 58 | 60 | 38 | 43 | 18 | 26 | 13 | 16 | 31 | 35 | 31 | 34 | 37 | 41 | . | . | . | . |
| 10 years | 54 | 54 | 49 | 51 | 29 | 33 | 9 | 14 | . | . | 26 | 31 | 21 | 24 | . | . | . | . | . | . |
| Females | (47) | | (39) | | (41) | | (50) | | (31) | | (36) | | (35) | | (47) | | (50) | | (40) | |
| 1 year | 79 | 79 | 79 | 80 | 63 | 64 | 58 | 59 | 26 | 28 | 61 | 62 | 54 | 55 | 66 | 67 | 66 | 67 | 65 | 66 |
| 3 years | 77 | 77 | 65 | 66 | 53 | 54 | 52 | 54 | 23 | 26 | 53 | 55 | 51 | 53 | 60 | 61 | 54 | 56 | 62 | 64 |
| 5 years | 68 | 68 | 65 | 66 | 50 | 52 | 47 | 50 | 12 | 15 | 42 | 44 | 49 | 50 | 55 | 58 | 52 | 55 | . | . |
| 8 years | 68 | 68 | 65 | 66 | 47 | 49 | 39 | 43 | 12 | 15 | 39 | 42 | 49 | 50 | 51 | 54 | . | . | . | . |
| 10 years | 68 | 68 | 65 | 66 | 47 | 49 | 11 | 13 | 12 | 15 | 39 | 42 | 40 | 42 | . | . | . | . | . | . |
| Overall | (110) | | (62) | | (93) | | (98) | | (47) | | (78) | | (74) | | (95) | | (89) | | (74) | |
| 1 year | 76 | 76 | 77 | 78 | 60 | 61 | 56 | 58 | 32 | 35 | 58 | 59 | 50 | 51 | 62 | 63 | 70 | 71 | 74 | 76 |
| 3 years | 71 | 71 | 65 | 66 | 51 | 53 | 49 | 53 | 23 | 27 | 47 | 50 | 45 | 46 | 56 | 58 | 61 | 64 | 63 | 66 |
| 5 years | 62 | 62 | 63 | 64 | 46 | 49 | 38 | 44 | 12 | 17 | 37 | 40 | 41 | 43 | 48 | 52 | 53 | 57 | . | . |
| 8 years | 60 | 60 | 63 | 64 | 42 | 46 | 29 | 37 | 12 | 17 | 35 | 39 | 39 | 43 | 44 | 48 | . | . | . | . |
| 10 years | 60 | 60 | 59 | 60 | 37 | 41 | 10 | 14 | 4 | 7 | 32 | 37 | 30 | 34 | . | . | . | . | . | . |

Relative survival (%) by age and period

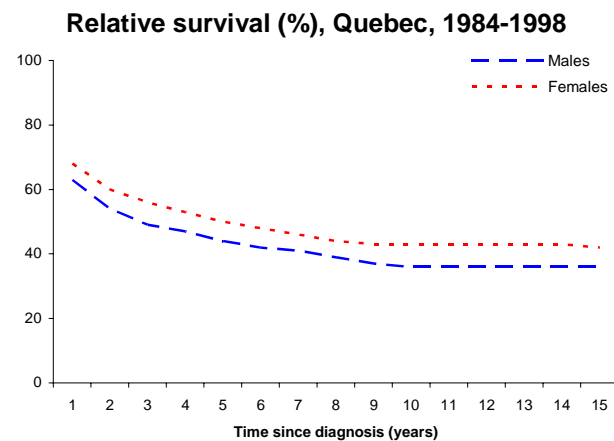


Source : Quebec Cancer Registry.

Lymphosarcoma and reticulosarcoma (ICD-9 200)

Number of cases, Quebec, 1984-1998

| | |
|---------|-------|
| Males | 2,563 |
| Females | 2,217 |
| Overall | 4,780 |



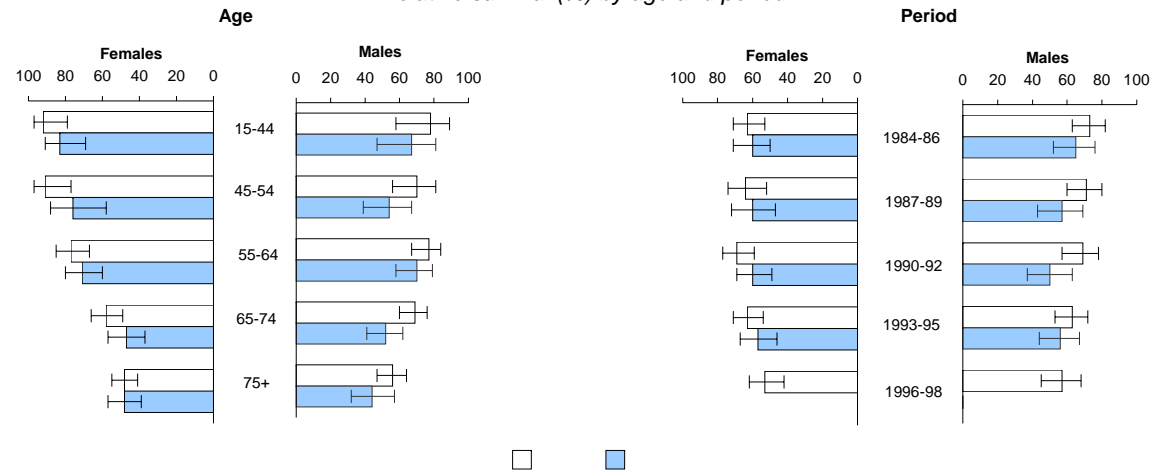
Source : Quebec Cancer Registry.

Lymphosarcoma and reticulosarcoma (ICD-9 200)

Observed and relative survival (%) by age and period
(number of cases in parentheses)

| | Age class (1984-1998) | | | | | | | | | | Period | | | | | | | | | |
|----------------|-----------------------|-----|-------|-----|---------|-----|---------|-----|---------|-----|---------|-----|---------|-----|---------|-----|---------|-----|---------|-----|
| | 15-44 | | 45-54 | | 55-64 | | 65-74 | | 75+ | | 1984-86 | | 1987-89 | | 1990-92 | | 1993-95 | | 1996-98 | |
| | obs | rel | obs | rel | obs | rel | obs | rel | obs | rel | obs | rel | obs | rel | obs | rel | obs | rel | obs | rel |
| Males | (505) | | (386) | | (571) | | (654) | | (447) | | (440) | | (450) | | (428) | | (606) | | (639) | |
| 1 year | 66 | 66 | 68 | 68 | 70 | 71 | 58 | 60 | 45 | 50 | 61 | 63 | 58 | 60 | 62 | 64 | 62 | 64 | 63 | 65 |
| 3 years | 54 | 55 | 54 | 55 | 52 | 54 | 40 | 45 | 28 | 38 | 44 | 48 | 44 | 48 | 46 | 50 | 45 | 49 | 49 | 53 |
| 5 years | 51 | 51 | 46 | 48 | 43 | 47 | 32 | 39 | 20 | 34 | 36 | 42 | 37 | 43 | 37 | 42 | 39 | 45 | . | . |
| 8 years | 49 | 50 | 39 | 41 | 34 | 40 | 23 | 34 | 10 | 28 | 30 | 39 | 30 | 37 | . | . | . | . | . | . |
| 10 years | 47 | 48 | 35 | 37 | 29 | 36 | 18 | 31 | 8 | 28 | 27 | 38 | 25 | 33 | . | . | . | . | . | . |
| Females | (273) | | (252) | | (438) | | (614) | | (640) | | (442) | | (347) | | (361) | | (490) | | (577) | |
| 1 year | 81 | 81 | 79 | 79 | 74 | 75 | 64 | 65 | 51 | 55 | 64 | 66 | 65 | 67 | 63 | 64 | 69 | 70 | 68 | 70 |
| 3 years | 69 | 69 | 67 | 67 | 62 | 64 | 48 | 51 | 36 | 44 | 48 | 52 | 52 | 55 | 50 | 54 | 54 | 58 | 54 | 58 |
| 5 years | 62 | 63 | 62 | 63 | 56 | 58 | 41 | 45 | 27 | 38 | 42 | 48 | 41 | 47 | 43 | 49 | 48 | 54 | . | . |
| 8 years | 58 | 59 | 54 | 56 | 45 | 49 | 32 | 39 | 18 | 35 | 35 | 43 | 35 | 43 | 33 | 41 | . | . | . | . |
| 10 years | 58 | 59 | 50 | 52 | 40 | 45 | 27 | 36 | 16 | 35 | 31 | 41 | 31 | 41 | . | . | . | . | . | . |
| Overall | (778) | | (638) | | (1,009) | | (1,268) | | (1,087) | | (882) | | (797) | | (789) | | (1,096) | | (1,216) | |
| 1 year | 71 | 71 | 72 | 72 | 72 | 73 | 61 | 62 | 49 | 53 | 62 | 64 | 61 | 63 | 63 | 64 | 65 | 67 | 66 | 67 |
| 3 years | 59 | 60 | 59 | 60 | 56 | 58 | 44 | 48 | 32 | 41 | 46 | 50 | 47 | 51 | 48 | 52 | 49 | 53 | 51 | 55 |
| 5 years | 55 | 55 | 52 | 54 | 48 | 52 | 36 | 42 | 24 | 37 | 39 | 45 | 39 | 45 | 40 | 45 | 43 | 49 | . | . |
| 8 years | 52 | 53 | 45 | 47 | 39 | 44 | 27 | 37 | 15 | 33 | 32 | 41 | 32 | 40 | 31 | 39 | . | . | . | . |
| 10 years | 51 | 52 | 41 | 44 | 34 | 40 | 22 | 34 | 13 | 33 | 29 | 40 | 28 | 37 | . | . | . | . | . | . |

Relative survival (%) by age and period

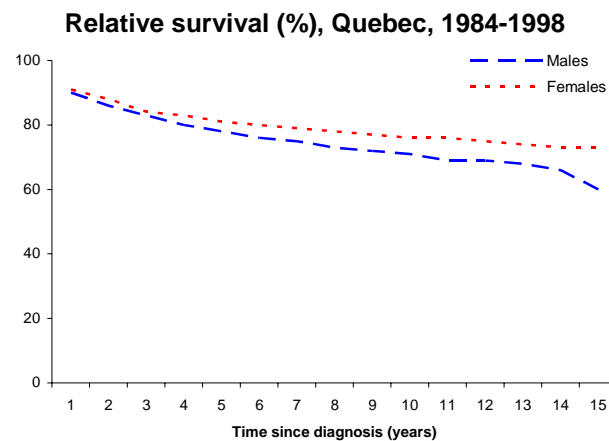


Source : Quebec Cancer Registry.

Hodgkin's disease (ICD-9 201)

Number of cases, Quebec, 1984-1998

| | |
|---------|-------|
| Males | 1,687 |
| Females | 1,307 |
| Overall | 2,994 |



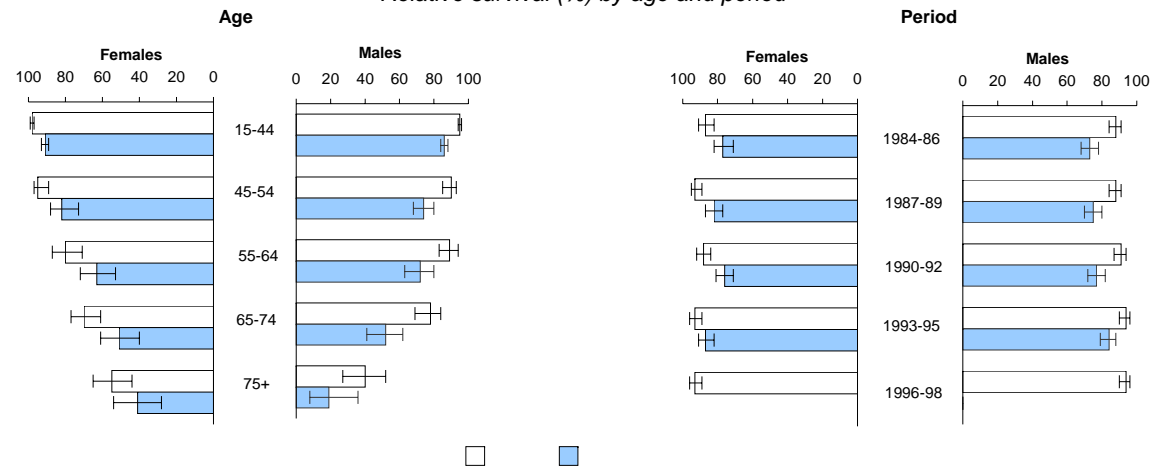
Source : Quebec Cancer Registry.

Hodgkin's disease (ICD-9 201)

*Observed and relative survival (%) by age and period
(number of cases in parentheses)*

| | Age class (1984-1998) | | | | | | | | | | Period | | | | | | | | | |
|----------------|-----------------------|-----|-------|-----|-------|-----|-------|-----|-------|-----|---------|-----|---------|-----|---------|-----|---------|-----|---------|-----|
| | 15-44 | | 45-54 | | 55-64 | | 65-74 | | 75+ | | 1984-86 | | 1987-89 | | 1990-92 | | 1993-95 | | 1996-98 | |
| | obs | rel | obs | rel | obs | rel | obs | rel | obs | rel | obs | rel | obs | rel | obs | rel | obs | rel | obs | rel |
| Males | (1,081) | | (234) | | (161) | | (147) | | (64) | | (353) | | (357) | | (347) | | (323) | | (307) | |
| 1 year | 95 | 95 | 90 | 90 | 88 | 89 | 75 | 78 | 36 | 40 | 87 | 88 | 87 | 88 | 90 | 91 | 93 | 94 | 93 | 94 |
| 3 years | 89 | 89 | 81 | 82 | 75 | 79 | 54 | 60 | 20 | 27 | 76 | 79 | 76 | 79 | 80 | 82 | 87 | 89 | 86 | 88 |
| 5 years | 86 | 86 | 72 | 74 | 66 | 72 | 42 | 52 | 11 | 19 | 70 | 73 | 72 | 75 | 75 | 77 | 81 | 84 | . | . |
| 8 years | 82 | 83 | 63 | 66 | 50 | 57 | 30 | 44 | 6 | 13 | 63 | 67 | 65 | 69 | 70 | 74 | . | . | . | . |
| 10 years | 80 | 81 | 60 | 64 | 45 | 55 | 17 | 29 | 6 | 13 | 60 | 65 | 62 | 67 | . | . | . | . | . | . |
| Females | (868) | | (122) | | (107) | | (121) | | (89) | | (245) | | (287) | | (279) | | (264) | | (232) | |
| 1 year | 98 | 98 | 94 | 95 | 79 | 80 | 69 | 70 | 52 | 55 | 86 | 87 | 92 | 93 | 88 | 88 | 92 | 93 | 93 | 93 |
| 3 years | 93 | 93 | 88 | 89 | 68 | 69 | 53 | 56 | 36 | 43 | 80 | 82 | 84 | 86 | 78 | 80 | 87 | 88 | 85 | 87 |
| 5 years | 91 | 91 | 80 | 82 | 61 | 63 | 46 | 51 | 32 | 41 | 75 | 77 | 80 | 82 | 75 | 76 | 85 | 87 | . | . |
| 8 years | 89 | 89 | 74 | 76 | 56 | 60 | 32 | 38 | 25 | 38 | 70 | 73 | 77 | 80 | 70 | 73 | . | . | . | . |
| 10 years | 87 | 88 | 70 | 73 | 52 | 58 | 28 | 34 | 13 | 26 | 68 | 72 | 74 | 78 | . | . | . | . | . | . |
| Overall | (1 949) | | (356) | | (268) | | (268) | | (153) | | (598) | | (644) | | (626) | | (587) | | (539) | |
| 1 year | 96 | 96 | 91 | 92 | 85 | 86 | 72 | 74 | 45 | 49 | 86 | 87 | 89 | 90 | 89 | 90 | 93 | 93 | 93 | 93 |
| 3 years | 91 | 91 | 83 | 84 | 72 | 75 | 53 | 58 | 30 | 37 | 78 | 80 | 80 | 82 | 79 | 81 | 87 | 88 | 86 | 87 |
| 5 years | 88 | 88 | 75 | 77 | 64 | 68 | 44 | 51 | 23 | 32 | 72 | 75 | 76 | 78 | 75 | 77 | 83 | 86 | . | . |
| 8 years | 85 | 86 | 67 | 70 | 52 | 59 | 31 | 41 | 17 | 30 | 66 | 70 | 70 | 74 | 70 | 74 | . | . | . | . |
| 10 years | 83 | 84 | 63 | 67 | 48 | 56 | 21 | 32 | 10 | 25 | 63 | 68 | 67 | 72 | . | . | . | . | . | . |

Relative survival (%) by age and period

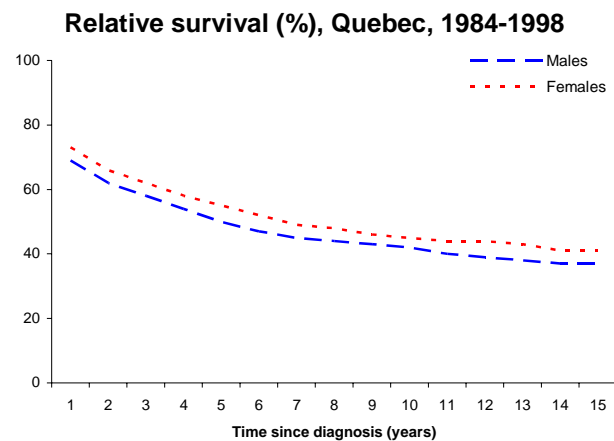


Source : Quebec Cancer Registry.

Other malignant neoplasms of lymphoid and histiocytic tissue (ICD-9 202)

Number of cases, Quebec, 1984-1998

| | |
|---------|-------|
| Males | 4,983 |
| Females | 4,499 |
| Overall | 9,482 |



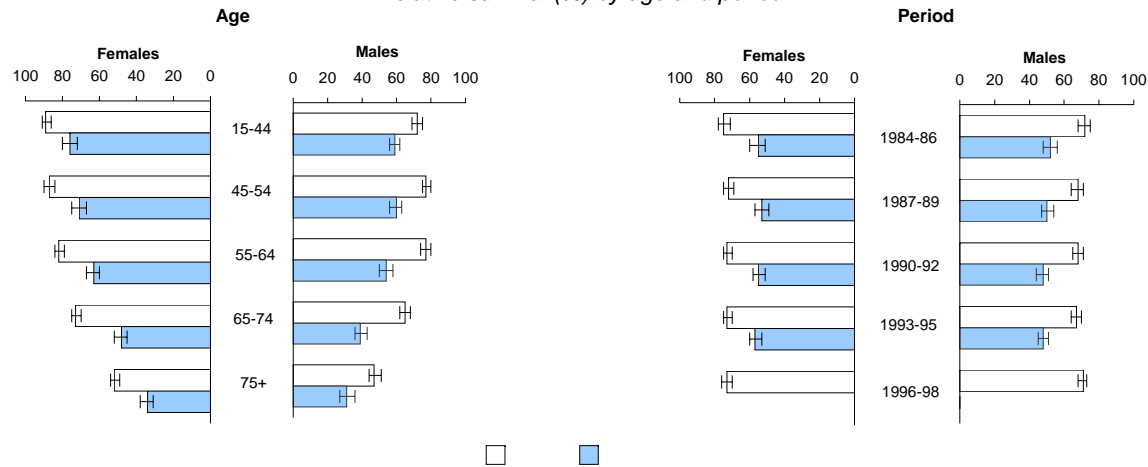
Source : Quebec Cancer Registry.

Other malignant neoplasms of lymphoid and histiocytic tissue (ICD-9 202)

Observed and relative survival (%) by age and period
(number of cases in parentheses)

| | Age class (1984-1998) | | | | | | | | | | Period | | | | | | | | | |
|----------------|-----------------------|-----|---------|-----|---------|-----|---------|-----|---------|-----|---------|-----|---------|-----|---------|-----|---------|-----|---------|-----|
| | 15-44 | | 45-54 | | 55-64 | | 65-74 | | 75+ | | 1984-86 | | 1987-89 | | 1990-92 | | 1993-95 | | 1996-98 | |
| | obs | rel | obs | rel | obs | rel | obs | rel | obs | rel | obs | rel | obs | rel | obs | rel | obs | rel | obs | rel |
| Males | (1,093) | | (910) | | (1,078) | | (1,085) | | (817) | | (694) | | (874) | | (1,099) | | (1,166) | | (1,150) | |
| 1 year | 72 | 72 | 77 | 77 | 76 | 77 | 62 | 65 | 43 | 47 | 70 | 72 | 66 | 68 | 66 | 68 | 65 | 67 | 69 | 71 |
| 3 years | 63 | 64 | 65 | 66 | 62 | 65 | 46 | 51 | 27 | 36 | 54 | 59 | 53 | 57 | 53 | 56 | 53 | 57 | 57 | 60 |
| 5 years | 58 | 59 | 58 | 60 | 50 | 54 | 32 | 39 | 18 | 31 | 46 | 52 | 44 | 50 | 42 | 48 | 43 | 48 | . | . |
| 8 years | 53 | 53 | 49 | 52 | 40 | 47 | 22 | 32 | 11 | 29 | 36 | 45 | 35 | 44 | 35 | 42 | . | . | . | . |
| 10 years | 50 | 51 | 44 | 48 | 35 | 43 | 19 | 31 | 9 | 29 | 33 | 43 | 32 | 42 | . | . | . | . | . | . |
| Females | (552) | | (639) | | (927) | | (1,124) | | (1,257) | | (667) | | (809) | | (969) | | (1,027) | | (1,027) | |
| 1 year | 89 | 89 | 87 | 87 | 81 | 82 | 71 | 73 | 48 | 52 | 73 | 75 | 70 | 72 | 71 | 73 | 71 | 73 | 71 | 73 |
| 3 years | 82 | 82 | 78 | 79 | 69 | 70 | 56 | 59 | 33 | 40 | 60 | 64 | 57 | 61 | 59 | 63 | 59 | 63 | 56 | 60 |
| 5 years | 76 | 76 | 70 | 71 | 61 | 63 | 44 | 48 | 24 | 34 | 50 | 55 | 47 | 53 | 49 | 55 | 51 | 57 | . | . |
| 8 years | 67 | 68 | 59 | 61 | 51 | 55 | 32 | 39 | 17 | 32 | 41 | 48 | 39 | 46 | 39 | 46 | . | . | . | . |
| 10 years | 60 | 60 | 56 | 58 | 45 | 50 | 28 | 37 | 14 | 32 | 37 | 46 | 34 | 44 | . | . | . | . | . | . |
| Overall | (1,645) | | (1,549) | | (2,005) | | (2,209) | | (2,074) | | (1,361) | | (1,683) | | (2,068) | | (2,193) | | (2,177) | |
| 1 year | 78 | 78 | 81 | 81 | 78 | 79 | 67 | 69 | 46 | 50 | 71 | 73 | 68 | 70 | 68 | 70 | 68 | 70 | 70 | 72 |
| 3 years | 69 | 70 | 70 | 71 | 65 | 68 | 51 | 55 | 31 | 39 | 57 | 61 | 55 | 59 | 55 | 59 | 56 | 59 | 57 | 60 |
| 5 years | 64 | 65 | 63 | 64 | 55 | 58 | 38 | 44 | 22 | 33 | 48 | 54 | 46 | 52 | 45 | 51 | 47 | 52 | . | . |
| 8 years | 57 | 58 | 53 | 55 | 45 | 51 | 27 | 36 | 15 | 31 | 39 | 47 | 37 | 45 | 37 | 44 | . | . | . | . |
| 10 years | 53 | 54 | 49 | 52 | 40 | 47 | 24 | 34 | 12 | 31 | 35 | 44 | 33 | 43 | . | . | . | . | . | . |

Relative survival (%) by age and period

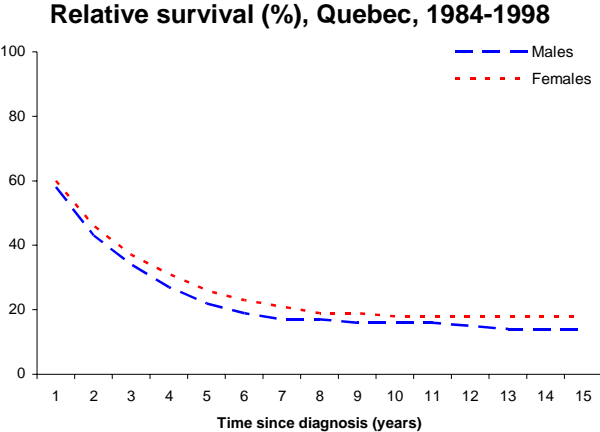


Source : Quebec Cancer Registry.

Multiple myeloma (ICD-9 203)

Number of cases, Quebec, 1984-1998

| | |
|---------|-------|
| Males | 2,290 |
| Females | 2,244 |
| Overall | 4,534 |



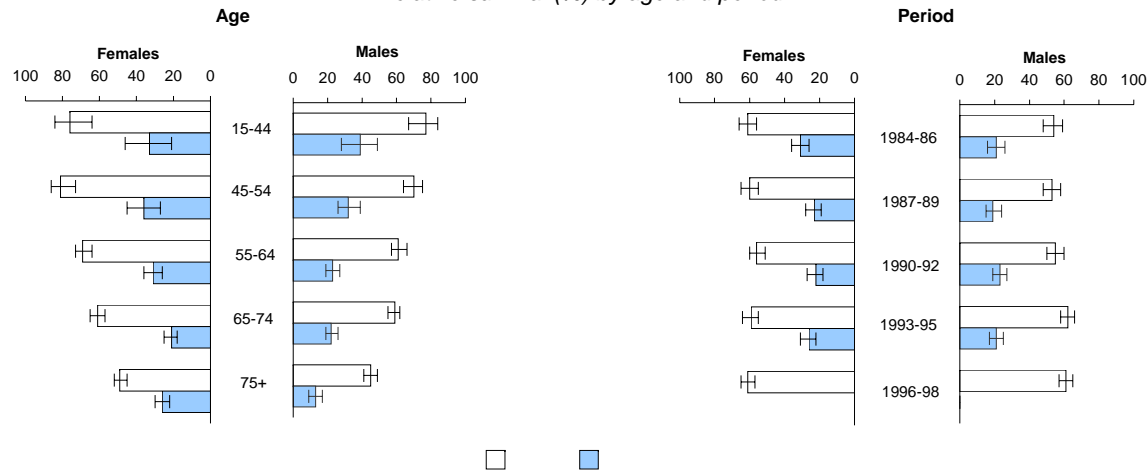
Source : Quebec Cancer Registry.

Multiple myeloma (ICD-9 203)

*Observed and relative survival (%) by age and period
(number of cases in parentheses)*

| | Age class (1984-1998) | | | | | | | | | | Period | | | | | | | | | |
|----------------|-----------------------|-----|-------|-----|-------|-----|---------|-----|---------|-----|---------|-----|---------|-----|---------|-----|---------|-----|---------|-----|
| | 15-44 | | 45-54 | | 55-64 | | 65-74 | | 75+ | | 1984-86 | | 1987-89 | | 1990-92 | | 1993-95 | | 1996-98 | |
| | obs | rel | obs | rel | obs | rel | obs | rel | obs | rel | obs | rel | obs | rel | obs | rel | obs | rel | obs | rel |
| Males | (99) | | (250) | | (506) | | (753) | | (682) | | (368) | | (411) | | (441) | | (517) | | (553) | |
| 1 year | 77 | 77 | 70 | 70 | 60 | 61 | 56 | 59 | 41 | 45 | 51 | 54 | 50 | 53 | 53 | 55 | 59 | 62 | 58 | 61 |
| 3 years | 55 | 55 | 45 | 46 | 34 | 36 | 31 | 35 | 16 | 22 | 29 | 33 | 26 | 30 | 30 | 33 | 29 | 33 | 35 | 40 |
| 5 years | 38 | 39 | 31 | 32 | 21 | 23 | 18 | 22 | 7 | 13 | 17 | 21 | 15 | 19 | 19 | 23 | 17 | 21 | . | . |
| 8 years | 32 | 33 | 21 | 22 | 13 | 15 | 11 | 16 | 5 | 13 | 10 | 14 | 9 | 14 | 14 | 18 | . | . | . | . |
| 10 years | 29 | 30 | 16 | 17 | 11 | 14 | 9 | 15 | 5 | 13 | 9 | 13 | 8 | 14 | . | . | . | . | . | . |
| Females | (66) | | (149) | | (432) | | (678) | | (919) | | (379) | | (408) | | (442) | | (477) | | (538) | |
| 1 year | 76 | 76 | 81 | 81 | 68 | 69 | 60 | 61 | 45 | 49 | 59 | 61 | 58 | 60 | 54 | 56 | 57 | 59 | 59 | 61 |
| 3 years | 52 | 53 | 53 | 53 | 45 | 46 | 32 | 34 | 24 | 30 | 37 | 41 | 34 | 37 | 30 | 32 | 32 | 35 | 36 | 40 |
| 5 years | 33 | 33 | 35 | 36 | 29 | 31 | 19 | 21 | 17 | 26 | 26 | 31 | 20 | 23 | 19 | 22 | 22 | 26 | . | . |
| 8 years | 26 | 27 | 26 | 26 | 19 | 20 | 12 | 14 | 11 | 23 | 18 | 25 | 12 | 16 | 12 | 17 | . | . | . | . |
| 10 years | 20 | 20 | 22 | 23 | 15 | 17 | 9 | 12 | 10 | 23 | 15 | 23 | 9 | 14 | . | . | . | . | . | . |
| Overall | (165) | | (399) | | (938) | | (1,431) | | (1,601) | | (747) | | (819) | | (883) | | (994) | | (1,091) | |
| 1 year | 76 | 76 | 74 | 74 | 64 | 65 | 58 | 60 | 43 | 47 | 55 | 58 | 54 | 57 | 53 | 55 | 58 | 61 | 59 | 61 |
| 3 years | 54 | 54 | 48 | 49 | 39 | 41 | 31 | 34 | 21 | 27 | 33 | 37 | 30 | 34 | 30 | 33 | 30 | 34 | 36 | 40 |
| 5 years | 36 | 36 | 33 | 33 | 25 | 26 | 19 | 22 | 13 | 21 | 22 | 26 | 17 | 21 | 19 | 23 | 19 | 23 | . | . |
| 8 years | 30 | 31 | 22 | 23 | 16 | 18 | 11 | 15 | 9 | 20 | 14 | 20 | 11 | 15 | 13 | 17 | . | . | . | . |
| 10 years | 26 | 27 | 18 | 19 | 13 | 15 | 9 | 13 | 8 | 20 | 12 | 18 | 8 | 14 | . | . | . | . | . | . |

Relative survival (%) by age and period

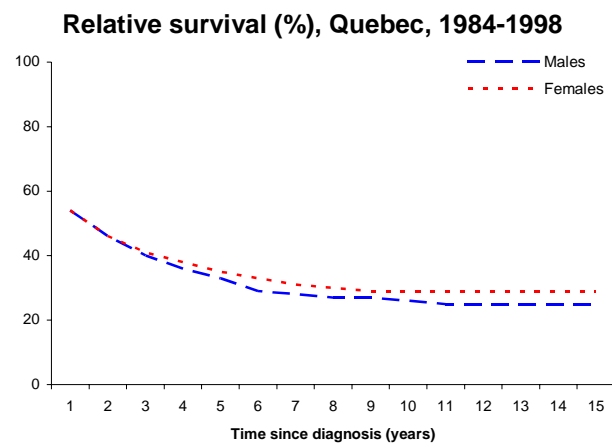


Source : Quebec Cancer Registry.

Leukemia (ICD-9 204-208)

Number of cases, Quebec, 1984-1998

| | |
|---------|-------|
| Males | 5,289 |
| Females | 4,133 |
| Overall | 9,422 |



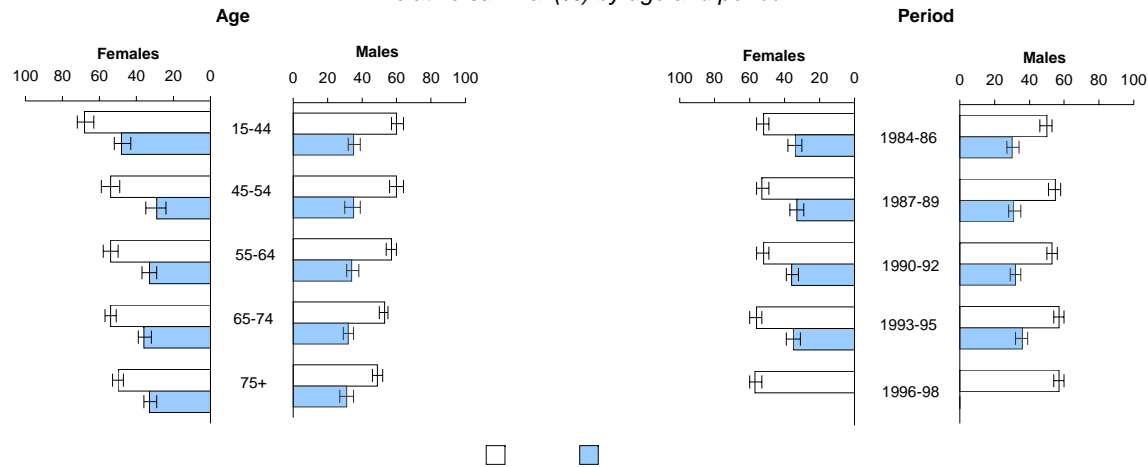
Source : Quebec Cancer Registry.

Leukemia (ICD-9 204-208)

*Observed and relative survival (%) by age and period
(number of cases in parentheses)*

| | Age class (1984-1998) | | | | | | | | | | Period | | | | | | | | | |
|----------------|-----------------------|-----|-------|-----|---------|-----|---------|-----|---------|-----|---------|-----|---------|-----|---------|-----|---------|-----|---------|-----|
| | 15-44 | | 45-54 | | 55-64 | | 65-74 | | 75+ | | 1984-86 | | 1987-89 | | 1990-92 | | 1993-95 | | 1996-98 | |
| | obs | rel | obs | rel | obs | rel | obs | rel | obs | rel | obs | rel | obs | rel | obs | rel | obs | rel | obs | rel |
| Males | (698) | | (512) | | (1,009) | | (1,538) | | (1,532) | | (998) | | (1,013) | | (1,085) | | (1,086) | | (1,107) | |
| 1 year | 60 | 60 | 60 | 60 | 56 | 57 | 51 | 53 | 44 | 49 | 47 | 50 | 52 | 55 | 51 | 53 | 55 | 57 | 55 | 57 |
| 3 years | 41 | 41 | 41 | 42 | 39 | 41 | 36 | 40 | 27 | 37 | 32 | 37 | 34 | 39 | 34 | 39 | 37 | 42 | 38 | 43 |
| 5 years | 35 | 35 | 33 | 35 | 31 | 34 | 26 | 32 | 17 | 31 | 24 | 30 | 25 | 31 | 26 | 32 | 29 | 36 | . | . |
| 8 years | 32 | 33 | 24 | 25 | 23 | 27 | 16 | 24 | 10 | 28 | 18 | 26 | 18 | 26 | 18 | 25 | . | . | . | . |
| 10 years | 30 | 31 | 23 | 24 | 20 | 25 | 13 | 22 | 8 | 28 | 16 | 26 | 15 | 24 | . | . | . | . | . | . |
| Females | (503) | | (338) | | (598) | | (1,061) | | (1,633) | | (769) | | (802) | | (865) | | (865) | | (832) | |
| 1 year | 68 | 68 | 54 | 54 | 54 | 54 | 53 | 54 | 46 | 50 | 51 | 52 | 51 | 53 | 51 | 52 | 54 | 56 | 54 | 57 |
| 3 years | 52 | 52 | 35 | 35 | 39 | 40 | 40 | 42 | 30 | 37 | 35 | 39 | 34 | 38 | 36 | 40 | 38 | 43 | 41 | 45 |
| 5 years | 48 | 48 | 29 | 29 | 32 | 33 | 32 | 36 | 21 | 33 | 29 | 34 | 27 | 33 | 30 | 36 | 29 | 35 | . | . |
| 8 years | 45 | 46 | 25 | 25 | 26 | 28 | 23 | 28 | 13 | 27 | 23 | 30 | 20 | 27 | 22 | 30 | . | . | . | . |
| 10 years | 44 | 44 | 22 | 23 | 23 | 25 | 20 | 27 | 10 | 27 | 20 | 29 | 17 | 26 | . | . | . | . | . | . |
| Overall | (1,201) | | (850) | | (1,607) | | (2,599) | | (3,165) | | (1,767) | | (1,815) | | (1,950) | | (1,951) | | (1,939) | |
| 1 year | 63 | 63 | 58 | 58 | 55 | 56 | 51 | 53 | 45 | 50 | 49 | 51 | 52 | 54 | 51 | 53 | 55 | 57 | 55 | 57 |
| 3 years | 45 | 46 | 38 | 39 | 39 | 41 | 38 | 41 | 28 | 37 | 33 | 38 | 34 | 39 | 35 | 39 | 37 | 42 | 40 | 44 |
| 5 years | 40 | 41 | 32 | 32 | 31 | 34 | 28 | 33 | 19 | 32 | 26 | 32 | 26 | 32 | 27 | 34 | 29 | 35 | . | . |
| 8 years | 38 | 38 | 24 | 25 | 24 | 28 | 19 | 26 | 12 | 28 | 20 | 28 | 19 | 26 | 20 | 27 | . | . | . | . |
| 10 years | 36 | 36 | 23 | 24 | 21 | 25 | 16 | 24 | 9 | 28 | 17 | 27 | 16 | 25 | . | . | . | . | . | . |

Relative survival (%) by age and period



Source : Quebec Cancer Registry.

4. CHILDHOOD CANCERS RESULTS

Results by site

Nasopharynx (children) (ICD-9 147)

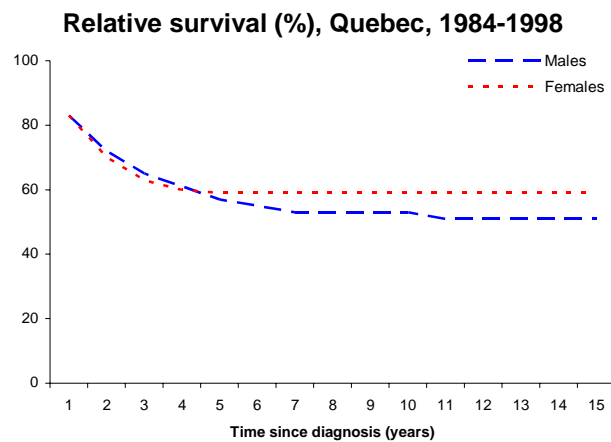
| | Age class (1984-1998) | |
|----------------|-----------------------|------|
| | 0-19 | |
| | obs | rel |
| Males | | (6) |
| 1 year | 83 | 83 |
| 3 years | 67 | 67 |
| 5 years | 50 | 50 |
| 8 years | 50 | 50 |
| 10 years | 50 | 50 |
| Females | | (7) |
| 1 year | 86 | 86 |
| 3 years | 86 | 86 |
| 5 years | 86 | 86 |
| 8 years | 86 | 86 |
| 10 years | 64 | 64 |
| Overall | | (13) |
| 1 year | 85 | 85 |
| 3 years | 77 | 77 |
| 5 years | 69 | 69 |
| 8 years | 69 | 69 |
| 10 years | 58 | 58 |

Source : Quebec Cancer Registry.

Bone (children) (ICD-9 170)

Number of cases, Quebec, 1984-1998

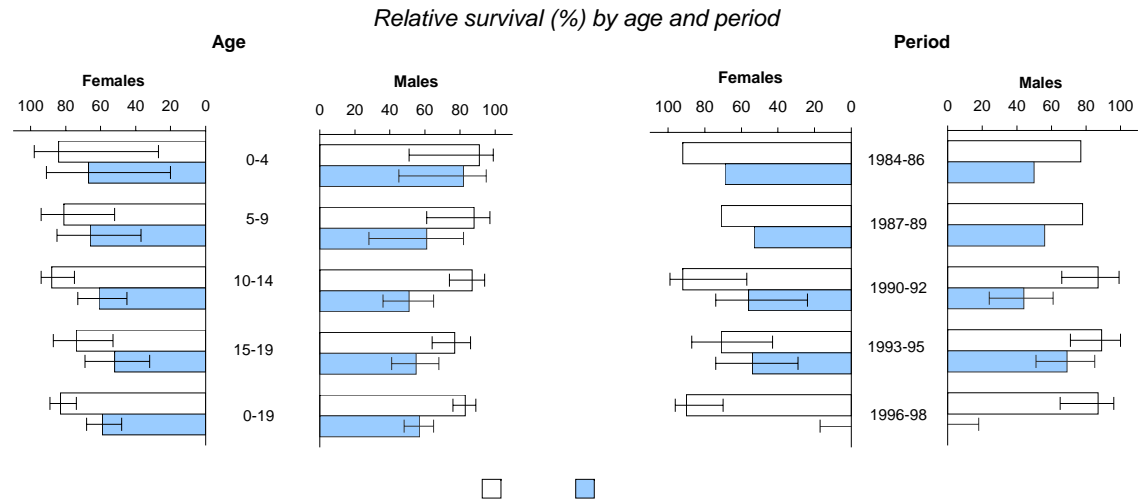
| | |
|---------|-----|
| Males | 138 |
| Females | 99 |
| Overall | 237 |



Source : Quebec Cancer Registry.

Bone (children) (ICD-9 170)

| | Age class (1984-1998) | | | | | | | | | | | | Period | | | | | | | | | |
|----------------|-----------------------|-----|------|-----|-------|-----|-------|-----|-------|-----|-------|-----|---------|-----|---------|-----|---------|-----|---------|-----|---------|-----|
| | 0-4 | | 5-9 | | 10-14 | | 15-19 | | 0-14 | | 0-19 | | 1984-86 | | 1987-89 | | 1990-92 | | 1993-95 | | 1996-98 | |
| | obs | rel | obs | rel | obs | rel | obs | rel | obs | rel | obs | rel | obs | rel | obs | rel | obs | rel | obs | rel | obs | rel |
| Males | (11) | | (17) | | (53) | | (57) | | (81) | | (138) | | (26) | | (32) | | (23) | | (26) | | (31) | |
| 1 year | 91 | 91 | 88 | 88 | 87 | 87 | 77 | 77 | 88 | 88 | 83 | 83 | 77 | 77 | 78 | 78 | 87 | 87 | 88 | 89 | 87 | 87 |
| 3 years | 82 | 82 | 81 | 81 | 64 | 64 | 58 | 58 | 70 | 70 | 65 | 65 | 54 | 54 | 63 | 63 | 61 | 61 | 73 | 73 | 78 | 78 |
| 5 years | 82 | 82 | 61 | 61 | 51 | 51 | 55 | 55 | 58 | 58 | 57 | 57 | 50 | 50 | 56 | 56 | 43 | 44 | 69 | 69 | . | . |
| 8 years | 82 | 82 | 51 | 51 | 51 | 51 | 48 | 49 | 56 | 57 | 53 | 53 | 46 | 46 | 53 | 53 | 39 | 39 | . | . | . | . |
| 10 years | 82 | 82 | 51 | 51 | 51 | 51 | 48 | 49 | 56 | 57 | 53 | 53 | 46 | 46 | 53 | 53 | . | . | . | . | . | . |
| Females | (6) | | (16) | | (50) | | (27) | | (72) | | (99) | | (13) | | (17) | | (25) | | (24) | | (20) | |
| 1 year | 83 | 84 | 81 | 81 | 88 | 88 | 74 | 74 | 86 | 86 | 83 | 83 | 92 | 92 | 71 | 71 | 92 | 92 | 71 | 71 | 90 | 90 |
| 3 years | 67 | 67 | 66 | 66 | 68 | 68 | 52 | 52 | 67 | 67 | 63 | 63 | 77 | 77 | 59 | 59 | 60 | 60 | 54 | 54 | 76 | 76 |
| 5 years | 67 | 67 | 66 | 66 | 61 | 61 | 52 | 52 | 61 | 62 | 59 | 59 | 69 | 69 | 53 | 53 | 56 | 56 | 54 | 54 | . | . |
| 8 years | . | . | 66 | 66 | 61 | 61 | 52 | 52 | 61 | 62 | 59 | 59 | 69 | 69 | 53 | 53 | 56 | 56 | . | . | . | . |
| 10 years | . | . | 66 | 66 | 61 | 61 | 52 | 52 | 61 | 62 | 59 | 59 | 69 | 69 | 53 | 53 | . | . | . | . | . | . |
| Overall | (17) | | (33) | | (103) | | (84) | | (153) | | (237) | | (39) | | (49) | | (48) | | (50) | | (51) | |
| 1 year | 88 | 88 | 85 | 85 | 87 | 87 | 76 | 76 | 87 | 87 | 83 | 83 | 82 | 82 | 76 | 76 | 90 | 90 | 80 | 80 | 88 | 88 |
| 3 years | 76 | 77 | 74 | 74 | 66 | 66 | 56 | 56 | 69 | 69 | 64 | 64 | 62 | 62 | 61 | 61 | 60 | 60 | 64 | 64 | 78 | 78 |
| 5 years | 76 | 77 | 63 | 63 | 56 | 56 | 54 | 54 | 60 | 60 | 58 | 58 | 56 | 57 | 55 | 55 | 50 | 50 | 62 | 62 | . | . |
| 8 years | 76 | 77 | 57 | 57 | 56 | 56 | 50 | 51 | 59 | 59 | 56 | 56 | 54 | 54 | 53 | 53 | 48 | 48 | . | . | . | . |
| 10 years | 76 | 77 | 57 | 57 | 56 | 56 | 50 | 51 | 59 | 59 | 56 | 56 | 54 | 54 | 53 | 53 | . | . | . | . | . | . |

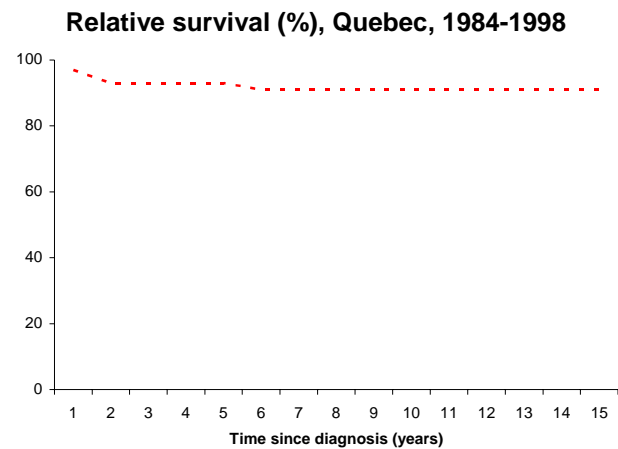


Source : Quebec Cancer Registry.

Ovary (children) (ICD-9 183)

Number of cases, Quebec, 1984-1998

Females 94

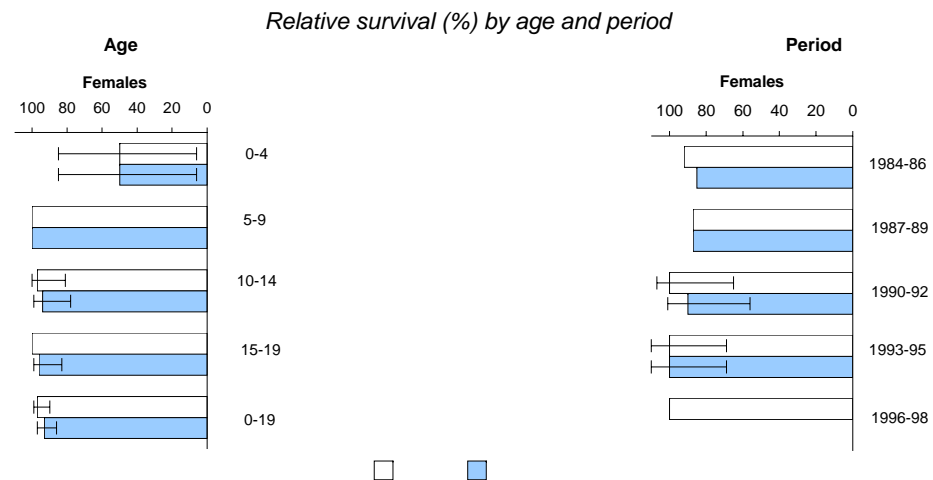


Source : Quebec Cancer Registry.

Ovary (children) (ICD-9 183)

| | Age class (1984-1998) | | | | | | | | | | | |
|----------------|-----------------------|-----|-----|-----|-------|-----|-------|-----|------|-----|------|-----|
| | 0-4 | | 5-9 | | 10-14 | | 15-19 | | 0-14 | | 0-19 | |
| | obs | rel | obs | rel | obs | rel | obs | rel | obs | rel | obs | rel |
| Females | (4) | | (5) | | (35) | | (50) | | (44) | | (94) | |
| 1 year | 50 | 50 | 100 | 100 | 97 | 97 | 100 | 100 | 93 | 93 | 97 | 97 |
| 3 years | 50 | 50 | 100 | 100 | 94 | 94 | 96 | 96 | 91 | 91 | 93 | 93 |
| 5 years | 50 | 50 | 100 | 100 | 94 | 94 | 96 | 96 | 91 | 91 | 93 | 93 |
| 8 years | 50 | 50 | 100 | 100 | 94 | 94 | 92 | 92 | 91 | 91 | 91 | 91 |
| 10 years | . | . | 100 | 100 | 94 | 94 | 92 | 92 | 91 | 91 | 91 | 91 |

| | Period | | | | | | | | | |
|----------------|---------|-----|---------|-----|---------|-----|---------|-----|---------|-----|
| | 1984-86 | | 1987-89 | | 1990-92 | | 1993-95 | | 1996-98 | |
| | obs | rel | obs | rel | obs | rel | obs | rel | obs | rel |
| Females | (13) | | (15) | | (20) | | (18) | | (28) | |
| 1 year | 92 | 92 | 87 | 87 | 100 | 100 | 100 | 100 | 100 | 100 |
| 3 years | 85 | 85 | 87 | 87 | 90 | 90 | 100 | 100 | 100 | 100 |
| 5 years | 85 | 85 | 87 | 87 | 90 | 90 | 100 | 100 | . | . |
| 8 years | 85 | 85 | 80 | 80 | 90 | 90 | . | . | . | . |
| 10 years | 85 | 85 | 80 | 80 | . | . | . | . | . | . |

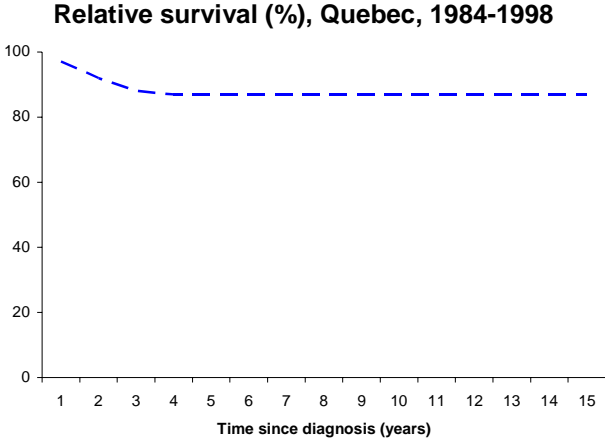


Source : Quebec Cancer Registry.

Testis (children) (ICD-9 186)

Number of cases, Quebec, 1984-1998

Males 122

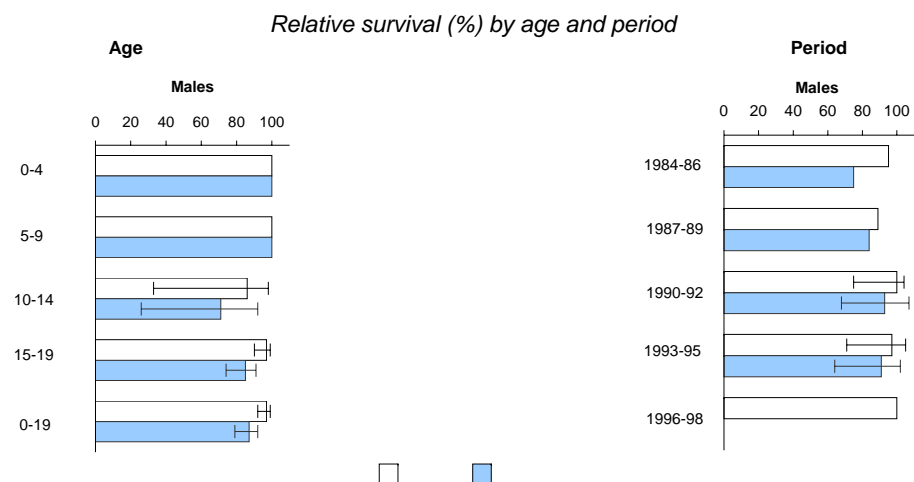


Source : Quebec Cancer Registry.

Testis (children) (ICD-9 186)

| | Age class (1984-1998) | | | | | | | | | | | |
|--------------|-----------------------|-----|-----|-----|-------|-----|-------|-----|------|-----|-------|-----|
| | 0-4 | | 5-9 | | 10-14 | | 15-19 | | 0-14 | | 0-19 | |
| | obs | rel | obs | rel | obs | rel | obs | rel | obs | rel | obs | rel |
| Males | (22) | | (2) | | (7) | | (91) | | (31) | | (122) | |
| 1 year | 100 | 100 | 100 | 100 | 86 | 86 | 97 | 97 | 97 | 97 | 97 | 97 |
| 3 years | 100 | 100 | 100 | 100 | 71 | 71 | 86 | 86 | 93 | 94 | 88 | 88 |
| 5 years | 100 | 100 | 100 | 100 | 71 | 71 | 84 | 85 | 93 | 94 | 87 | 87 |
| 8 years | 100 | 100 | 100 | 100 | 71 | 71 | 84 | 85 | 93 | 94 | 87 | 87 |
| 10 years | 100 | 100 | 100 | 100 | 71 | 71 | 84 | 85 | 93 | 94 | 87 | 87 |

| | Period | | | | | | | | | |
|--------------|---------|-----|---------|-----|---------|-----|---------|-----|---------|-----|
| | 1984-86 | | 1987-89 | | 1990-92 | | 1993-95 | | 1996-98 | |
| | obs | rel | obs | rel | obs | rel | obs | rel | obs | rel |
| Males | (20) | | (18) | | (15) | | (31) | | (38) | |
| 1984-86 | 95 | 95 | 89 | 89 | 100 | 100 | 97 | 97 | 100 | 100 |
| 1987-89 | 80 | 80 | 83 | 84 | 93 | 93 | 90 | 91 | 92 | 92 |
| 1990-92 | 75 | 75 | 83 | 84 | 93 | 93 | 90 | 91 | . | . |
| 1993-95 | 75 | 75 | 83 | 84 | 93 | 93 | . | . | . | . |
| 1996-98 | 75 | 75 | 83 | 84 | . | . | . | . | . | . |



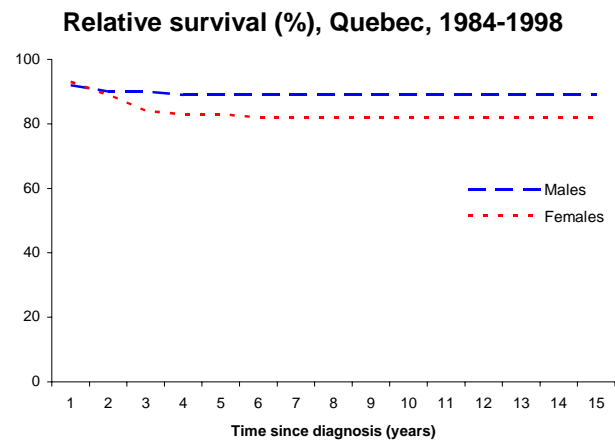
Source : Quebec Cancer Registry.

Kidney (children) (ICD-9 189)

Number of cases, Quebec, 1984-1998

| | |
|---------|-----|
| Males | 100 |
| Females | 120 |
| Overall | 220 |

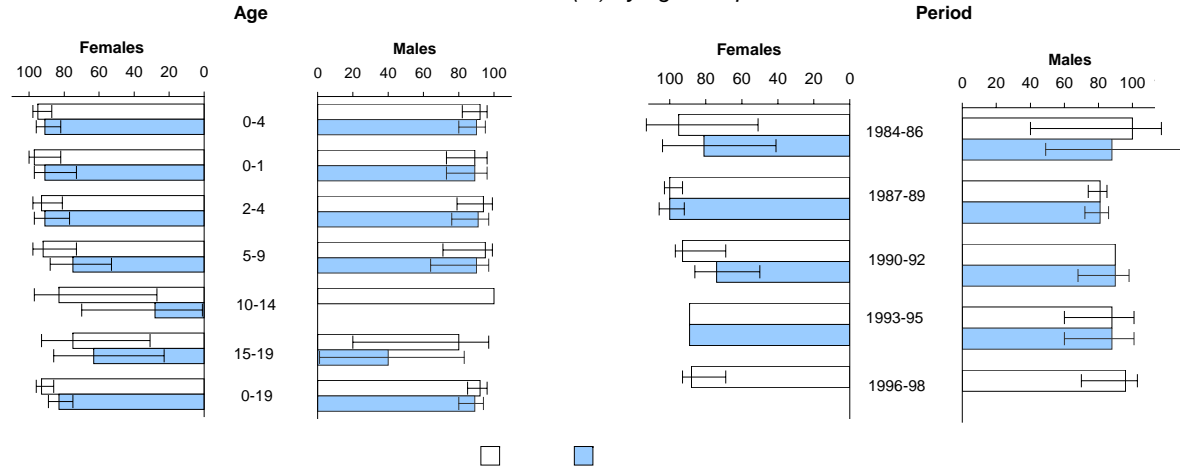
Source : Quebec Cancer Registry.



Kidney (children) (ICD-9 189)

| | Age class (1984-1998) | | | | | | | | | | | | | | Period | | | | | | | | | | | |
|----------------|-----------------------|-----|------|-----|------|-----|------|-----|-------|-----|-------|-----|-------|-----|--------|-----|---------|-----|---------|-----|---------|-----|---------|-----|---------|-----|
| | 0-4 | | 0-1 | | 2-4 | | 5-9 | | 10-14 | | 15-19 | | 0-14 | | 0-19 | | 1984-86 | | 1987-89 | | 1990-92 | | 1993-95 | | 1996-98 | |
| | obs | rel | obs | rel | obs | rel | obs | rel | obs | rel | obs | rel | obs | rel | obs | rel | obs | rel | obs | rel | obs | rel | obs | rel | obs | rel |
| Males | (71) | | (36) | | (35) | | (21) | | (3) | | (5) | | (95) | | (100) | | (24) | | (16) | | (19) | | (16) | | (25) | |
| 1 year | 92 | 92 | 89 | 89 | 94 | 94 | 95 | 95 | 100 | 100 | 80 | 80 | 93 | 93 | 92 | 92 | 100 | 100 | 81 | 81 | 89 | 90 | 88 | 88 | 96 | 96 |
| 3 years | 90 | 90 | 89 | 89 | 91 | 91 | 95 | 95 | 100 | 100 | 40 | 40 | 91 | 92 | 90 | 90 | 92 | 92 | 81 | 81 | 89 | 90 | 88 | 88 | 96 | 96 |
| 5 years | 90 | 90 | 89 | 89 | 91 | 91 | 90 | 90 | . | . | 40 | 40 | 90 | 90 | 88 | 89 | 88 | 88 | 81 | 81 | 89 | 90 | 88 | 88 | . | . |
| 8 years | 90 | 90 | 89 | 89 | 91 | 91 | 90 | 90 | . | . | 40 | 40 | 90 | 90 | 88 | 89 | 88 | 88 | 81 | 81 | 89 | 90 | . | . | . | . |
| 10 years | 90 | 90 | 89 | 89 | 91 | 91 | 90 | 90 | . | . | 40 | 40 | 90 | 90 | 88 | 89 | 88 | 88 | 81 | 81 | . | . | . | . | . | . |
| Females | (80) | | (35) | | (45) | | (26) | | (6) | | (8) | | (112) | | (120) | | (21) | | (21) | | (27) | | (27) | | (24) | |
| 1 year | 95 | 95 | 97 | 97 | 93 | 93 | 92 | 92 | 83 | 83 | 75 | 75 | 94 | 94 | 93 | 93 | 95 | 95 | 100 | 100 | 93 | 93 | 89 | 89 | 88 | 88 |
| 3 years | 92 | 92 | 94 | 94 | 91 | 91 | 75 | 75 | 28 | 28 | 63 | 63 | 86 | 86 | 84 | 84 | 81 | 81 | 100 | 100 | 78 | 78 | 89 | 89 | 59 | 59 |
| 5 years | 91 | 91 | 90 | 91 | 91 | 91 | 75 | 75 | 28 | 28 | 63 | 63 | 84 | 85 | 83 | 83 | 81 | 81 | 100 | 100 | 74 | 74 | 89 | 89 | . | . |
| 8 years | 89 | 89 | 90 | 91 | 88 | 88 | 75 | 75 | 28 | 28 | 63 | 63 | 83 | 83 | 82 | 82 | 81 | 81 | 100 | 100 | 74 | 74 | . | . | . | . |
| 10 years | 89 | 89 | 90 | 91 | 88 | 88 | 75 | 75 | 28 | 28 | 63 | 63 | 83 | 83 | 82 | 82 | 81 | 81 | 100 | 100 | . | . | . | . | . | . |
| Overall | (151) | | (71) | | (80) | | (47) | | (9) | | (13) | | (207) | | (220) | | (45) | | (37) | | (46) | | (43) | | (49) | |
| 1 year | 93 | 94 | 93 | 93 | 94 | 94 | 94 | 94 | 89 | 89 | 77 | 77 | 93 | 93 | 92 | 92 | 98 | 98 | 92 | 92 | 91 | 91 | 88 | 88 | 92 | 92 |
| 3 years | 91 | 91 | 91 | 92 | 91 | 91 | 84 | 84 | 44 | 44 | 58 | 58 | 88 | 88 | 86 | 87 | 87 | 87 | 92 | 92 | 83 | 83 | 88 | 88 | 77 | 77 |
| 5 years | 90 | 91 | 89 | 90 | 91 | 91 | 82 | 82 | 44 | 44 | 58 | 58 | 87 | 87 | 85 | 85 | 84 | 85 | 92 | 92 | 80 | 81 | 88 | 88 | . | . |
| 8 years | 89 | 89 | 89 | 90 | 89 | 89 | 82 | 82 | 44 | 44 | 58 | 58 | 86 | 86 | 85 | 85 | 84 | 85 | 92 | 92 | 80 | 81 | . | . | . | . |
| 10 years | 89 | 89 | 89 | 90 | 89 | 89 | 82 | 82 | 44 | 44 | 58 | 58 | 86 | 86 | 85 | 85 | 84 | 85 | 92 | 92 | . | . | . | . | . | . |

Relative survival (%) by age and period

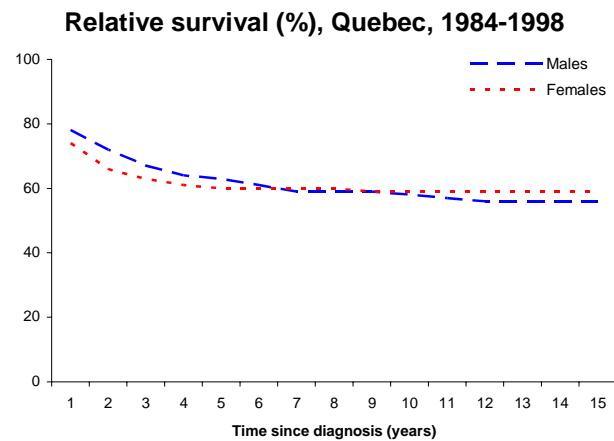


Source : Quebec Cancer Registry.

Brain (children) (ICD-9 191)

Number of cases, Quebec, 1984-1998

| | |
|---------|-----|
| Males | 383 |
| Females | 287 |
| Overall | 670 |

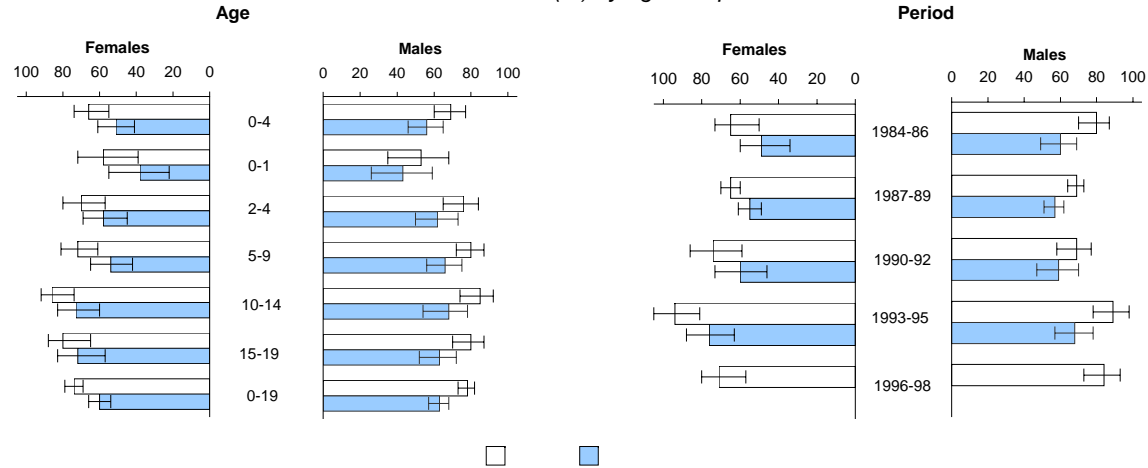


Source : Quebec Cancer Registry.

Brain (children) (ICD-9 191)

| | Age class (1984-1998) | | | | | | | | | | | | | | Period | | | | | | | | | | | |
|----------------|-----------------------|-----|------|-----|-------|-----|-------|-----|-------|-----|-------|-----|-------|-----|--------|-----|---------|-----|---------|-----|---------|-----|---------|-----|---------|-----|
| | 0-4 | | 0-1 | | 2-4 | | 5-9 | | 10-14 | | 15-19 | | 0-14 | | 0-19 | | 1984-86 | | 1987-89 | | 1990-92 | | 1993-95 | | 1996-98 | |
| | obs | rel | obs | rel | obs | rel | obs | rel | obs | rel | obs | rel | obs | rel | obs | rel | obs | rel | obs | rel | obs | rel | obs | rel | obs | rel |
| Males | (110) | | (34) | | (76) | | (112) | | (67) | | (94) | | (289) | | (383) | | (70) | | (84) | | (81) | | (75) | | (73) | |
| 1 year | 69 | 69 | 53 | 53 | 76 | 76 | 80 | 80 | 85 | 85 | 80 | 80 | 77 | 77 | 78 | 78 | 80 | 80 | 69 | 69 | 69 | 69 | 89 | 89 | 84 | 84 |
| 3 years | 59 | 59 | 43 | 43 | 66 | 66 | 69 | 69 | 71 | 71 | 71 | 71 | 65 | 66 | 67 | 67 | 66 | 66 | 60 | 60 | 63 | 63 | 73 | 73 | 79 | 79 |
| 5 years | 56 | 56 | 43 | 43 | 62 | 62 | 66 | 66 | 67 | 68 | 63 | 63 | 63 | 63 | 63 | 63 | 60 | 60 | 57 | 57 | 59 | 59 | 68 | 68 | . | . |
| 8 years | 52 | 53 | 43 | 43 | 57 | 57 | 64 | 65 | 60 | 61 | 58 | 59 | 59 | 59 | 59 | 59 | 57 | 57 | 52 | 53 | 54 | 54 | . | . | . | . |
| 10 years | 52 | 53 | 43 | 43 | 57 | 57 | 64 | 65 | 57 | 57 | 58 | 59 | 58 | 58 | 58 | 58 | 56 | 56 | 52 | 53 | . | . | . | . | . | . |
| Females | (96) | | (33) | | (63) | | (79) | | (63) | | (49) | | (238) | | (287) | | (49) | | (60) | | (57) | | (62) | | (59) | |
| 1 year | 66 | 66 | 58 | 58 | 70 | 70 | 72 | 72 | 86 | 86 | 80 | 80 | 73 | 73 | 74 | 74 | 65 | 65 | 65 | 65 | 74 | 74 | 94 | 94 | 71 | 71 |
| 3 years | 53 | 53 | 42 | 42 | 58 | 58 | 59 | 59 | 76 | 76 | 75 | 75 | 61 | 61 | 63 | 63 | 53 | 53 | 57 | 57 | 61 | 61 | 81 | 81 | 61 | 61 |
| 5 years | 51 | 51 | 38 | 38 | 58 | 58 | 54 | 54 | 73 | 73 | 72 | 72 | 58 | 58 | 60 | 60 | 49 | 49 | 55 | 55 | 60 | 60 | 76 | 76 | . | . |
| 8 years | 51 | 51 | 38 | 38 | 58 | 58 | 54 | 54 | 73 | 73 | 72 | 72 | 58 | 58 | 60 | 60 | 49 | 49 | 55 | 55 | 60 | 60 | . | . | . | . |
| 10 years | 51 | 51 | 38 | 38 | 58 | 58 | 51 | 51 | 68 | 68 | 72 | 72 | 56 | 56 | 59 | 59 | 47 | 47 | 53 | 53 | . | . | . | . | . | . |
| Overall | (206) | | (67) | | (139) | | (191) | | (130) | | (143) | | (527) | | (670) | | (119) | | (144) | | (138) | | (137) | | (132) | |
| 1 year | 67 | 68 | 55 | 55 | 73 | 73 | 77 | 77 | 85 | 85 | 80 | 80 | 75 | 75 | 76 | 76 | 74 | 74 | 67 | 67 | 71 | 71 | 91 | 91 | 78 | 78 |
| 3 years | 56 | 56 | 42 | 42 | 62 | 62 | 65 | 65 | 73 | 74 | 72 | 72 | 63 | 63 | 65 | 65 | 61 | 61 | 58 | 58 | 62 | 62 | 77 | 77 | 70 | 70 |
| 5 years | 54 | 54 | 40 | 41 | 60 | 61 | 61 | 61 | 70 | 71 | 66 | 66 | 61 | 61 | 62 | 62 | 55 | 56 | 56 | 56 | 59 | 60 | 71 | 72 | . | . |
| 8 years | 52 | 52 | 40 | 41 | 58 | 58 | 60 | 60 | 66 | 67 | 62 | 63 | 59 | 59 | 59 | 60 | 54 | 54 | 53 | 54 | 57 | 57 | . | . | . | . |
| 10 years | 52 | 52 | 40 | 41 | 58 | 58 | 59 | 59 | 62 | 62 | 62 | 63 | 57 | 57 | 58 | 58 | 52 | 52 | 53 | 53 | . | . | . | . | . | . |

Relative survival (%) by age and period

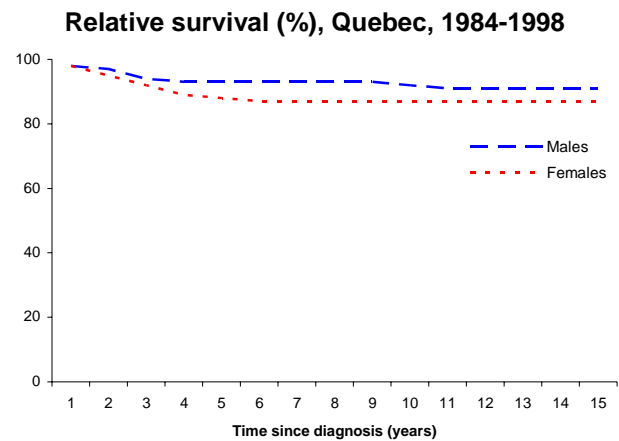


Source : Quebec Cancer Registry.

Hodgkin's disease (children) (ICD-9 201)

Number of cases, Quebec, 1984-1998

| | |
|---------|-----|
| Males | 241 |
| Females | 222 |
| Overall | 463 |

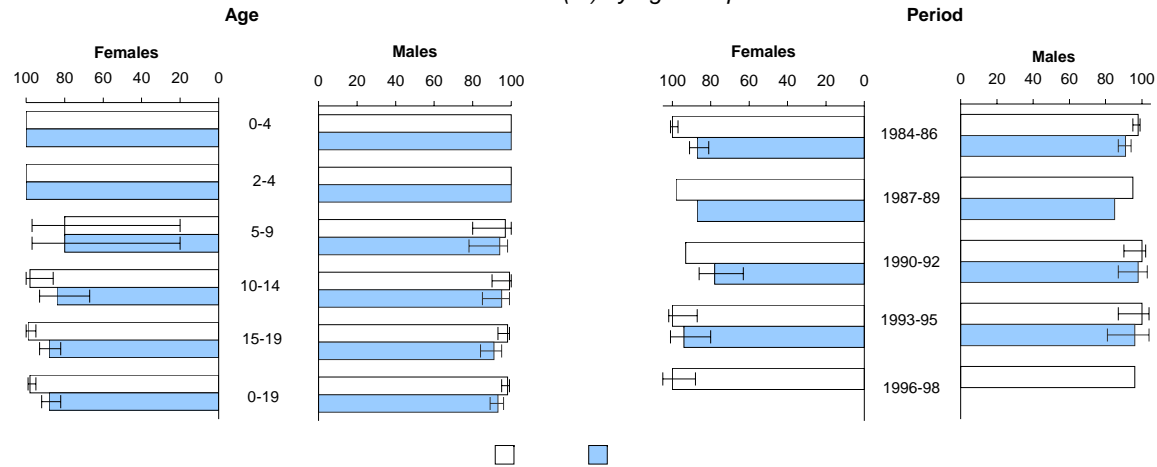


Source : Quebec Cancer Registry.

Hodgkin's disease (children) (ICD-9 201)

| | Age class (1984-1998) | | | | | | | | | | | | | | Period | | | | | | | | | | | |
|----------------|-----------------------|-----|-----|-----|-----|-----|------|-----|-------|-----|-------|-----|-------|-----|--------|-----|---------|-----|---------|-----|---------|-----|---------|-----|---------|-----|
| | 0-4 | | 0-1 | | 2-4 | | 5-9 | | 10-14 | | 15-19 | | 0-14 | | 0-19 | | 1984-86 | | 1987-89 | | 1990-92 | | 1993-95 | | 1996-98 | |
| | obs | rel | obs | rel | obs | rel | obs | rel | obs | rel | obs | rel | obs | rel | obs | rel | obs | rel | obs | rel | obs | rel | obs | rel | obs | rel |
| Males | (5) | | | | (5) | | (33) | | (66) | | (137) | | (104) | | (241) | | (55) | | (40) | | (55) | | (44) | | (47) | |
| 1 year | 100 | 100 | . | . | 100 | 100 | 97 | 97 | 98 | 99 | 98 | 98 | 98 | 98 | 98 | 98 | 98 | 98 | 95 | 95 | 100 | 100 | 100 | 100 | 96 | 96 |
| 3 years | 100 | 100 | . | . | 100 | 100 | 94 | 94 | 97 | 97 | 93 | 93 | 96 | 96 | 94 | 94 | 93 | 93 | 88 | 88 | 100 | 100 | 95 | 96 | 96 | 96 |
| 5 years | 100 | 100 | . | . | 100 | 100 | 94 | 94 | 95 | 95 | 91 | 91 | 95 | 95 | 93 | 93 | 91 | 91 | 85 | 85 | 98 | 98 | 95 | 96 | . | . |
| 8 years | 100 | 100 | . | . | 100 | 100 | 94 | 94 | 95 | 95 | 91 | 91 | 95 | 95 | 93 | 93 | 91 | 91 | 85 | 85 | 98 | 98 | . | . | . | . |
| 10 years | 100 | 100 | . | . | 100 | 100 | 94 | 94 | 91 | 92 | 91 | 91 | 93 | 93 | 92 | 92 | 89 | 89 | 85 | 85 | . | . | . | . | . | . |
| Females | (2) | | | | (2) | | (5) | | (46) | | (169) | | (53) | | (222) | | (39) | | (45) | | (45) | | (47) | | (46) | |
| 1 year | 100 | 100 | . | . | 100 | 100 | 80 | 80 | 98 | 98 | 99 | 99 | 96 | 96 | 98 | 98 | 100 | 100 | 98 | 98 | 93 | 93 | 100 | 100 | 100 | 100 |
| 3 years | 100 | 100 | . | . | 100 | 100 | 80 | 80 | 90 | 90 | 92 | 92 | 89 | 90 | 92 | 92 | 97 | 97 | 89 | 89 | 82 | 82 | 94 | 94 | 100 | 100 |
| 5 years | 100 | 100 | . | . | 100 | 100 | 80 | 80 | 84 | 84 | 88 | 88 | 85 | 85 | 87 | 88 | 87 | 87 | 87 | 87 | 78 | 78 | 94 | 94 | . | . |
| 8 years | . | . | . | . | . | . | 80 | 80 | 84 | 84 | 87 | 88 | 85 | 85 | 87 | 87 | 87 | 87 | 87 | 87 | 76 | 76 | . | . | . | . |
| 10 years | . | . | . | . | . | . | 80 | 80 | 84 | 84 | 87 | 88 | 85 | 85 | 87 | 87 | 87 | 87 | 87 | 87 | . | . | . | . | . | . |
| Overall | (7) | | | | (7) | | (38) | | (112) | | (306) | | (157) | | (463) | | (94) | | (85) | | (100) | | (91) | | (93) | |
| 1 year | 100 | 100 | . | . | 100 | 100 | 95 | 95 | 98 | 98 | 98 | 98 | 97 | 97 | 98 | 98 | 99 | 99 | 96 | 97 | 97 | 97 | 100 | 100 | 98 | 98 |
| 3 years | 100 | 100 | . | . | 100 | 100 | 92 | 92 | 94 | 94 | 92 | 93 | 94 | 94 | 93 | 93 | 95 | 95 | 88 | 88 | 92 | 92 | 95 | 95 | 98 | 98 |
| 5 years | 100 | 100 | . | . | 100 | 100 | 92 | 92 | 91 | 91 | 89 | 90 | 92 | 92 | 90 | 90 | 89 | 90 | 86 | 86 | 89 | 89 | 95 | 95 | . | . |
| 8 years | 100 | 100 | . | . | 100 | 100 | 92 | 92 | 91 | 91 | 89 | 89 | 92 | 92 | 90 | 90 | 89 | 90 | 86 | 86 | 88 | 88 | . | . | . | . |
| 10 years | 100 | 100 | . | . | 100 | 100 | 92 | 92 | 89 | 89 | 89 | 89 | 90 | 90 | 89 | 90 | 88 | 89 | 86 | 86 | . | . | . | . | . | . |

Relative survival (%) by age and period



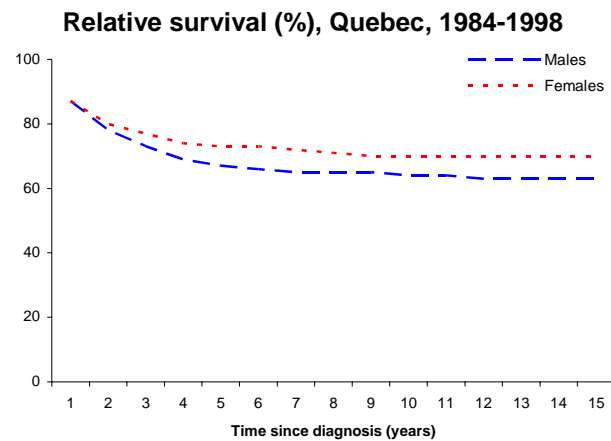
Source : Quebec Cancer Registry.

Leukemia (children) (ICD-9 204-208)

Number of cases, Quebec, 1984-1998

| | |
|---------|-------|
| Males | 670 |
| Females | 541 |
| Overall | 1,211 |

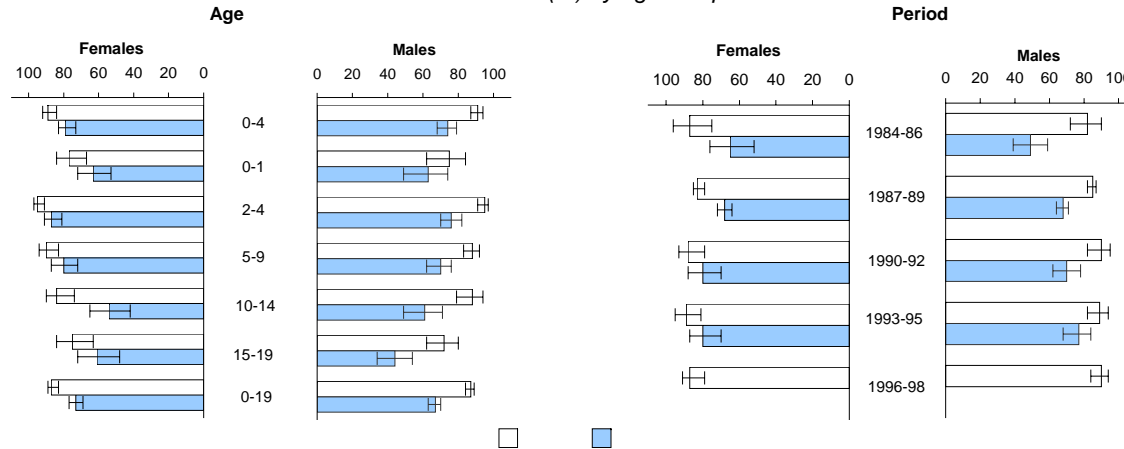
Source : Quebec Cancer Registry.



Leukemia (children) (ICD-9 204-208)

| | Age class (1984-1998) | | | | | | | | | | | | | | Period | | | | | | | | | | | |
|----------------|-----------------------|-----|-------|-----|-------|-----|-------|-----|-------|-----|-------|-----|---------|-----|---------|-----|---------|-----|---------|-----|---------|-----|---------|-----|---------|-----|
| | 0-4 | | 0-1 | | 2-4 | | 5-9 | | 10-14 | | 15-19 | | 0-14 | | 0-19 | | 1984-86 | | 1987-89 | | 1990-92 | | 1993-95 | | 1996-98 | |
| | obs | rel | obs | rel | obs | rel | obs | rel | obs | rel | obs | rel | obs | rel | obs | rel | obs | rel | obs | rel | obs | rel | obs | rel | obs | rel |
| Males | (302) | | (60) | | (242) | | (182) | | (85) | | (101) | | (569) | | (670) | | (146) | | (137) | | (132) | | (142) | | (113) | |
| 1 year | 91 | 91 | 75 | 75 | 95 | 95 | 88 | 88 | 88 | 88 | 72 | 72 | 90 | 90 | 87 | 87 | 82 | 82 | 85 | 85 | 90 | 90 | 89 | 89 | 90 | 90 |
| 3 years | 79 | 79 | 64 | 65 | 83 | 83 | 77 | 77 | 65 | 65 | 51 | 51 | 76 | 76 | 72 | 73 | 62 | 62 | 70 | 70 | 73 | 74 | 80 | 80 | 80 | 80 |
| 5 years | 74 | 74 | 62 | 63 | 76 | 76 | 70 | 70 | 61 | 61 | 44 | 44 | 71 | 71 | 67 | 67 | 49 | 49 | 68 | 68 | 70 | 70 | 77 | 77 | . | . |
| 8 years | 73 | 73 | 62 | 63 | 75 | 75 | 68 | 68 | 57 | 57 | 42 | 43 | 69 | 69 | 65 | 65 | 48 | 48 | 66 | 66 | 69 | 69 | . | . | . | . |
| 10 years | 71 | 71 | 62 | 63 | 73 | 73 | 65 | 66 | 57 | 57 | 42 | 43 | 67 | 67 | 63 | 64 | 46 | 46 | 65 | 65 | . | . | . | . | . | . |
| Females | (277) | | (98) | | (179) | | (119) | | (80) | | (65) | | (476) | | (541) | | (104) | | (117) | | (112) | | (100) | | (108) | |
| 1 year | 88 | 89 | 77 | 77 | 95 | 95 | 90 | 90 | 84 | 84 | 75 | 75 | 88 | 88 | 87 | 87 | 87 | 87 | 83 | 83 | 88 | 88 | 89 | 89 | 87 | 87 |
| 3 years | 82 | 82 | 68 | 68 | 90 | 90 | 83 | 83 | 57 | 57 | 66 | 66 | 78 | 78 | 77 | 77 | 69 | 69 | 71 | 71 | 83 | 83 | 81 | 81 | 82 | 82 |
| 5 years | 78 | 79 | 63 | 63 | 87 | 87 | 80 | 80 | 54 | 54 | 61 | 61 | 75 | 75 | 73 | 73 | 64 | 65 | 68 | 68 | 79 | 80 | 80 | 80 | . | . |
| 8 years | 77 | 77 | 63 | 63 | 84 | 84 | 78 | 78 | 50 | 50 | 61 | 61 | 72 | 73 | 71 | 71 | 63 | 64 | 64 | 64 | 77 | 77 | . | . | . | . |
| 10 years | 76 | 76 | 63 | 63 | 83 | 83 | 76 | 76 | 48 | 48 | 61 | 61 | 71 | 71 | 70 | 70 | 63 | 64 | 62 | 63 | . | . | . | . | . | . |
| Overall | (579) | | (158) | | (421) | | (301) | | (165) | | (166) | | (1,045) | | (1,211) | | (250) | | (254) | | (244) | | (242) | | (221) | |
| 1 year | 90 | 90 | 76 | 76 | 95 | 95 | 89 | 89 | 86 | 86 | 73 | 74 | 89 | 89 | 87 | 87 | 84 | 84 | 84 | 84 | 89 | 89 | 89 | 89 | 89 | 89 |
| 3 years | 81 | 81 | 67 | 67 | 86 | 86 | 79 | 79 | 61 | 61 | 57 | 57 | 77 | 77 | 74 | 74 | 65 | 65 | 70 | 71 | 78 | 78 | 81 | 81 | 81 | 81 |
| 5 years | 76 | 76 | 63 | 63 | 81 | 81 | 74 | 74 | 58 | 58 | 50 | 51 | 73 | 73 | 70 | 70 | 56 | 56 | 68 | 68 | 74 | 74 | 78 | 78 | . | . |
| 8 years | 74 | 75 | 63 | 63 | 79 | 79 | 72 | 72 | 53 | 54 | 49 | 50 | 70 | 71 | 68 | 68 | 54 | 55 | 65 | 65 | 73 | 73 | . | . | . | . |
| 10 years | 73 | 73 | 63 | 63 | 77 | 77 | 69 | 70 | 52 | 52 | 49 | 50 | 69 | 69 | 66 | 66 | 53 | 53 | 64 | 64 | . | . | . | . | . | . |

Relative survival (%) by age and period



Source : Quebec Cancer Registry.

5. DISCUSSION

The survival probabilities presented in this report may be used to establish a prognosis for each cancer site or type of cancer. In particular, the five year relative survival probability has been used to categorize cancers according to four prognoses: excellent (relative survival of over 85%), good (relative survival of 70% to 84%), fair (relative survival of 30% to 69%), and poor (relative survival of under 30%).

Thus, the results show that the prognosis is excellent for breast and lip cancer and good for cancer of the prostate, the genital organs (female), and the bladder. The prognosis is only fair for larynx, colorectal, and tongue cancers, as well as all forms of leukemia. Lastly, the prognosis is poor for diagnoses such as stomach, brain, and esophagus cancers, and especially poor for lung and pancreatic cancer. The results also show an overall lower prognosis for men than women, since the primary cancer site for men, the lungs, represents nearly one in four cancer cases and has a very poor survival probability. Women, on the other hand, are most often afflicted by breast cancer and cancers of the genital organs (nearly 40% of all cancers), for which the prognosis is excellent or good.

Young age at the time of diagnosis is a determining factor in establishing a higher estimated relative survival probability. As age increases, the relative survival probability decreases. In general, the 15 to 44 age group has a better relative survival probability than the older age groups, with the exception of men suffering from prostate cancer and women suffering from breast cancer.

The results led to another interesting point—the definition of a “healing threshold.” As illustrated in the graphic on relative survival up to 15 years after diagnosis for each cancer site, the relative survival probability for some cancers declined continually until the end of the study. For these cancer sites, the “threshold” is said to be zero. But for other sites, the relative survival probability reached a plateau after a certain period, which varied depending on the site. The end of this period may be interpreted as a “healing threshold” for the cancer involved. This is the case for female breast cancer, for example, for which a survivor can only be considered “healed” 11 years after diagnosis.

Cancer site, tumor size, level of invasion into surrounding tissues and spread to distant sites, and histological type and grade of the cancer cells are also determining factors of survival.

From another perspective, the results show that the survival probability improved over the study period primarily for melanomas, prostate and testicular cancer, and Hodgkin’s disease in men, and cancer of the ovary and other uterine adnexae in women. Little or no significant change was seen for other cancer sites, including lung cancer, which is not only one of the most common forms of cancer, but also one with the lowest estimated survival probability. The improvements seen in relative survival may reflect real gains due to progress in the means used to fight cancer or may simply reflect earlier detection and longer treatment periods.

Another factor that should be taken into consideration is the underreporting of cases to the Quebec Cancer Registry. A recent study of the completeness of case reporting to the Quebec registry in 1996 (Brisson et al., 2003) showed that reporting was excellent, except as relates to three cancer sites: prostate, skin, and bladder. The study estimated underreporting at 30% for prostate cancer, 35% for skin cancer, and 15% for bladder cancer. Since cases are reported to the registry only when the patient is hospitalized or admitted for day surgery, the missing cases were very likely those treated on an out-patient or ambulatory basis, diagnosed at an early stage, or having a longer expected survival probability. This means that the actual relative survival probabilities for these three cancer sites are presumably higher than those presented in this report, although this discrepancy is impossible to quantify.

6. REFERENCES

- Bray D.F., Brancker A., Adams O. Tables de mortalité, Canada et provinces, 1985-1987. Rapport sur la santé, 1990 ; 2 (4) Suppl. 13.
- Brisson J. Major D, Pelletier E. Évaluation de l'exhaustivité du Quebec Cancer Registry. Institut national de santé publique du Québec, 2003
- Ederer F. and Heise H. Instructions to IBM 650 programmers in processing survival computations. Methodological note No. 10, End Results Evaluation Section, National Cancer Institute, Bethesda MD, 1959.
- Ellison Larry F., Laurie Gibbons et le groupe d'analyse de la survie au Cancer au Canada. «°Taux relatifs de survie à cinq ans - Cancer de la prostate, du sein, du Colo rectal et du rectum, et du poumon°». Rapports sur la santé, vol. 13, no 1, Décembre 2001, p. 25-34.
- Berrino F., Sant M., Veerdecchia A., Capocaccia R., Hakulinen T. & Estève J., eds (1995) Survival of Cancer Patients in Europe. The Eurocare study (IARC Scientific Publications No. 132), Lyon, IARC
- Berrino F., Capocaccia R., Estève J., Hakulinen T., Gatta G., Micheli A., Sant M. & Veerdecchia, A., eds (1999) Survival of Cancer Patients in Europe. The Eurocare-2 study (IARC Scientific Publications No. 151), Lyon, IARC
- Louchini Rabiâ, La survie au Cancer pour les nouveaux cas déclarés au Québec en 1992. Institut national de santé publique du Québec, 2002.
- Statistique Canada, Rapport sur la santé, no 82-003S trimestriel au catalogue, Ottawa, ministre de l'Industrie, 1990.
- Millar W.J. David pp. Tables de mortalité, Canada et provinces, 1990-1992 (Statistique Canada, no 84-537 au catalogue), Ottawa, ministre de l'Industrie, 1995.
- Duchesne D., P. Tully, B. Thomas & R. Bourbeau, Tables de mortalité, Canada, provinces et territoires, 1995-1997 (Statistique Canada, no 84-537-XIE au catalogue), Ottawa, ministre de l'Industrie, 2002.
- Paul Dickman and Timo Hakulinen. Population-based cancer survival analysis. Toronto, Canada 5-7 June, 2002. [Http://www.pauldickman.com/teaching/Toronto](http://www.pauldickman.com/teaching/Toronto) 2002.
- Dickman P.W., A. Auvinen, E.T. Vourilainen et al., "Measuring social class differences in cancer patient survival : Is it necessary to control for social class differences in general population mortality? A Finnish population-based study", Journal of Epidemiology and Community Health, 52, 1998, p. 727-734.

APPENDIX 1

Number of cases studied and deaths within five years of diagnosis, by site and diagnosis period, men, Quebec

| ICD-9 Site | 1984-86 | | 1987-89 | | 1990-92 | | 1993-94 | |
|---|-----------------|-----------------|-----------------|-----------------|-----------------|-----------------|-----------------|-----------------|
| | Number of cases | Number of death | Number of cases | Number of death | Number of cases | Number of death | Number of cases | Number of death |
| 140 Lip | 336 | 108 | 240 | 81 | 230 | 72 | 203 | 61 |
| 141 Tongue | 267 | 182 | 222 | 155 | 277 | 174 | 300 | 185 |
| 142 Salivary glands | 99 | 48 | 95 | 44 | 108 | 51 | 105 | 47 |
| 143 Gum | 46 | 26 | 38 | 21 | 34 | 23 | 47 | 31 |
| 144 Floor of mouth | 146 | 96 | 130 | 73 | 146 | 89 | 131 | 76 |
| 145 Other and unspecified parts ou mouth | 125 | 84 | 135 | 88 | 140 | 95 | 131 | 83 |
| 146 Oropharynx | 170 | 105 | 186 | 125 | 184 | 118 | 190 | 119 |
| 147 Nasopharynx | 69 | 40 | 70 | 48 | 73 | 47 | 61 | 39 |
| 148 Hypopharynx | 134 | 101 | 171 | 131 | 167 | 124 | 144 | 108 |
| 149 Lip, oral cavity and pharynx (other and ill-defined) | 80 | 57 | 81 | 56 | 101 | 82 | 103 | 73 |
| 150 Oesophagus | 394 | 351 | 417 | 371 | 454 | 409 | 445 | 391 |
| 151 Stomach | 1,527 | 1,233 | 1,457 | 1,184 | 1,411 | 1,129 | 1,368 | 1,112 |
| 152 Small intestine | 77 | 57 | 71 | 46 | 105 | 70 | 111 | 79 |
| 153-154 Colo rectal | 4,648 | 2,719 | 4,939 | 2,855 | 5,348 | 3,053 | 5,491 | 2,939 |
| 155 Liver | 327 | 313 | 351 | 328 | 378 | 351 | 472 | 432 |
| 156 Biliary tract | 260 | 235 | 231 | 195 | 279 | 232 | 265 | 212 |
| 157 Pancreas | 1,055 | 975 | 1,025 | 950 | 976 | 920 | 1,106 | 1,002 |
| 158 Retroperitoneum and peritoneum | 67 | 47 | 74 | 56 | 77 | 65 | 55 | 40 |
| 159 Digestive organs and peritoneum (other and ill-defined sites) | 95 | 82 | 102 | 92 | 136 | 122 | 98 | 88 |
| 160 Nasal cavities | 58 | 34 | 67 | 32 | 66 | 40 | 78 | 41 |
| 161 Larynx | 1,040 | 469 | 1,058 | 476 | 1,020 | 462 | 1,040 | 427 |
| 162 Lung | 8,800 | 7,458 | 9,350 | 8,053 | 9,601 | 8,345 | 9,860 | 8,406 |
| 163 Pleura | 114 | 100 | 148 | 132 | 171 | 161 | 189 | 177 |
| 164 Thymus, coeur, médiastin | 53 | 38 | 55 | 35 | 57 | 39 | 58 | 31 |
| 170 Bone | 140 | 73 | 123 | 58 | 106 | 52 | 98 | 47 |
| 171 Soft tissues | 199 | 92 | 205 | 108 | 233 | 119 | 223 | 100 |
| 172 Melanoma of skin | 332 | 161 | 379 | 137 | 478 | 200 | 500 | 186 |
| 175 Male breast | 59 | 16 | 79 | 36 | 84 | 30 | 76 | 25 |
| 185 Prostate | 5,192 | 2,619 | 5,725 | 2,849 | 7,331 | 3,087 | 9,505 | 3,127 |
| 186 Testis | 246 | 46 | 335 | 41 | 410 | 36 | 388 | 29 |
| 187 Penis | 70 | 28 | 78 | 34 | 83 | 39 | 73 | 37 |
| 188 Bladder | 2,307 | 859 | 2,429 | 916 | 2,724 | 960 | 3,006 | 1,018 |
| 189 Kidney | 978 | 540 | 1,147 | 591 | 1,263 | 632 | 1,304 | 619 |
| 190 Eye | 57 | 27 | 74 | 30 | 97 | 33 | 88 | 36 |
| 191 Brain | 625 | 513 | 648 | 495 | 716 | 564 | 799 | 613 |
| 192 Nervous system (other and unspecified parts) | 45 | 20 | 42 | 20 | 34 | 16 | 44 | 17 |
| 193 Thyroid gland | 138 | 30 | 170 | 40 | 161 | 35 | 235 | 40 |
| 194 Other endocrine glands and related structures | 42 | 28 | 39 | 26 | 48 | 28 | 39 | 17 |
| 200 Lymphosarcoma and reticulosarcoma | 440 | 281 | 450 | 283 | 428 | 270 | 606 | 364 |
| 201 Hodgkin's disease | 353 | 105 | 357 | 100 | 347 | 88 | 323 | 59 |
| 202 Other malignant neoplasms of lymphoid and histiocytic tissue | 694 | 376 | 874 | 489 | 1,099 | 634 | 1,166 | 650 |
| 203 Multiple myeloma | 368 | 306 | 411 | 349 | 441 | 356 | 517 | 418 |
| 204-208 Leukemia | 998 | 760 | 1,013 | 759 | 1,085 | 806 | 1,086 | 759 |

Source : Quebec Cancer Registry.

Number of cases studied and deaths within five years of diagnosis, by site and diagnosis period, women, Quebec

| ICD-9 | Site | 1984-86 | | 1987-89 | | 1990-92 | | 1993-94 | |
|---------|---|-----------------|-----------------|-----------------|-----------------|-----------------|-----------------|-----------------|-----------------|
| | | Number of cases | Number of death | Number of cases | Number of death | Number of cases | Number of death | Number of cases | Number of death |
| 140 | Lip | 43 | 7 | 28 | 3 | 45 | 8 | 34 | 5 |
| 141 | Tongue | 81 | 38 | 91 | 48 | 86 | 47 | 123 | 57 |
| 142 | Salivary glands | 82 | 25 | 70 | 23 | 75 | 31 | 81 | 20 |
| 143 | Gum | 22 | 12 | 19 | 11 | 24 | 13 | 22 | 7 |
| 144 | Floor of mouth | 36 | 14 | 42 | 22 | 40 | 19 | 45 | 21 |
| 145 | Other and unspecified parts ou mouth | 37 | 18 | 51 | 21 | 50 | 26 | 71 | 30 |
| 146 | Oropharynx | 47 | 24 | 54 | 28 | 61 | 37 | 63 | 23 |
| 147 | Nasopharynx | 21 | 13 | 26 | 16 | 25 | 14 | 19 | 9 |
| 148 | Hypopharynx | 30 | 22 | 24 | 19 | 26 | 19 | 23 | 16 |
| 149 | Lip, oral cavity and pharynx (other and ill-defined) | 20 | 15 | 23 | 17 | 28 | 15 | 32 | 23 |
| 150 | Oesophagus | 167 | 148 | 126 | 104 | 185 | 162 | 179 | 151 |
| 151 | Stomach | 917 | 683 | 913 | 698 | 882 | 698 | 850 | 676 |
| 152 | Small intestine | 71 | 43 | 90 | 57 | 89 | 50 | 118 | 70 |
| 153-154 | Colo rectal | 4,824 | 2,560 | 4,928 | 2,671 | 5,190 | 2,815 | 5,430 | 2,781 |
| 155 | Liver | 165 | 151 | 185 | 163 | 171 | 157 | 243 | 212 |
| 156 | Biliary tract | 421 | 355 | 377 | 327 | 404 | 354 | 392 | 332 |
| 157 | Pancreas | 880 | 802 | 920 | 841 | 955 | 885 | 1,048 | 958 |
| 158 | Retroperitoneum and peritoneum | 88 | 63 | 82 | 56 | 102 | 72 | 88 | 52 |
| 159 | Digestive organs and peritoneum (other and ill-defined sites) | 114 | 101 | 120 | 102 | 143 | 121 | 134 | 122 |
| 160 | Nasal cavities | 61 | 30 | 46 | 22 | 43 | 15 | 51 | 24 |
| 161 | Larynx | 206 | 79 | 246 | 99 | 246 | 94 | 223 | 72 |
| 162 | Lung | 2,778 | 2,208 | 3,276 | 2,719 | 4,163 | 3,415 | 4,691 | 3,744 |
| 163 | Pleura | 36 | 32 | 59 | 52 | 46 | 42 | 47 | 41 |
| 164 | Thymus, coeur, médiastin | 40 | 27 | 33 | 14 | 41 | 19 | 39 | 22 |
| 170 | Bone | 85 | 35 | 101 | 32 | 98 | 39 | 80 | 29 |
| 171 | Soft tissues | 182 | 79 | 172 | 69 | 199 | 87 | 196 | 83 |
| 172 | Melanoma of skin | 364 | 104 | 424 | 98 | 521 | 147 | 584 | 129 |
| 174 | Female breast | 8,698 | 2,823 | 9,569 | 2,917 | 10,422 | 3,008 | 11,412 | 2,786 |
| 179 | Uterus, part unspecified | 181 | 74 | 173 | 72 | 140 | 77 | 129 | 68 |
| 180 | Cervix uteri | 1,121 | 331 | 940 | 307 | 928 | 305 | 961 | 278 |
| 182 | Corpus uteri | 1,862 | 473 | 1,852 | 456 | 1,925 | 484 | 2,074 | 469 |
| 183 | Ovary | 1,248 | 753 | 1,163 | 676 | 1,333 | 782 | 1,600 | 838 |
| 184 | Vagina and vulva | 253 | 100 | 238 | 101 | 239 | 96 | 228 | 85 |
| 188 | Bladder | 874 | 292 | 860 | 306 | 939 | 345 | 1,069 | 347 |
| 189 | Kidney | 677 | 336 | 815 | 361 | 827 | 387 | 878 | 384 |
| 190 | Eye | 63 | 16 | 55 | 16 | 78 | 25 | 68 | 14 |
| 191 | Brain | 490 | 378 | 499 | 393 | 572 | 446 | 608 | 441 |
| 192 | Nervous system (other and unspecified parts) | 35 | 12 | 29 | 9 | 45 | 23 | 46 | 15 |
| 193 | Thyroid gland | 405 | 59 | 420 | 62 | 531 | 58 | 658 | 68 |
| 194 | Other endocrine glands and related structures | 36 | 21 | 35 | 18 | 47 | 21 | 50 | 24 |
| 200 | Lymphosarcoma and reticulosarcoma | 442 | 255 | 347 | 203 | 361 | 204 | 490 | 250 |
| 201 | Hodgkin's disease | 245 | 62 | 287 | 56 | 279 | 71 | 264 | 39 |
| 202 | Other malignant neoplasms of lymphoid and histiocytic tissue | 667 | 334 | 809 | 425 | 969 | 493 | 1,027 | 485 |
| 203 | Multiple myeloma | 379 | 280 | 408 | 328 | 442 | 358 | 477 | 365 |
| 204-208 | Leukemia | 769 | 547 | 802 | 583 | 865 | 608 | 865 | 600 |

Source : Quebec Cancer Registry.

Survival Probabilities for Cancer Cases Reported between 1984 and 1998 in Quebec
Observed & Relative Survival

Number of cases studied and deaths within five years of diagnosis by site and age class, Men, Quebec, from 1984 to 1998

| ICD-9 | Site | 15-44 | | 45-54 | | 55-64 | | 65-74 | | 75+ | |
|---------|---|-----------------|-----------------|-----------------|-----------------|-----------------|-----------------|-----------------|-----------------|-----------------|-----------------|
| | | Number of cases | Number of death | Number of cases | Number of death | Number of cases | Number of death | Number of cases | Number of death | Number of cases | Number of death |
| 140 | Lip | 51 | 4 | 103 | 11 | 276 | 50 | 320 | 77 | 411 | 197 |
| 141 | Tongue | 123 | 49 | 287 | 147 | 426 | 259 | 344 | 239 | 173 | 132 |
| 142 | Salivary glands | 90 | 12 | 85 | 21 | 118 | 50 | 129 | 70 | 100 | 66 |
| 143 | Gum | 13 | 9 | 19 | 5 | 62 | 36 | 64 | 37 | 41 | 29 |
| 144 | Floor of mouth | 42 | 21 | 129 | 50 | 252 | 151 | 157 | 98 | 79 | 54 |
| 145 | Other and unspecified parts ou mouth | 88 | 52 | 104 | 57 | 179 | 98 | 162 | 107 | 106 | 80 |
| 146 | Oropharynx | 72 | 33 | 234 | 112 | 318 | 181 | 224 | 142 | 100 | 83 |
| 147 | Nasopharynx | 61 | 22 | 89 | 49 | 95 | 59 | 72 | 47 | 30 | 25 |
| 148 | Hypopharynx | 16 | 7 | 124 | 77 | 277 | 191 | 245 | 187 | 93 | 77 |
| 149 | Lip, oral cavity and pharynx (other and ill-defined) | 19 | 9 | 74 | 42 | 156 | 115 | 129 | 96 | 51 | 47 |
| 150 | Oesophagus | 73 | 58 | 254 | 202 | 612 | 523 | 781 | 684 | 502 | 460 |
| 151 | Stomach | 318 | 226 | 678 | 468 | 1,519 | 1,128 | 2,277 | 1,805 | 2,269 | 1,956 |
| 152 | Small intestine | 58 | 35 | 68 | 35 | 117 | 59 | 138 | 99 | 108 | 87 |
| 153-154 | Colo rectal | 1,090 | 441 | 2,771 | 1,163 | 6,396 | 2,917 | 8,874 | 4,600 | 6,975 | 4,556 |
| 155 | Liver | 121 | 93 | 196 | 162 | 533 | 485 | 780 | 718 | 459 | 432 |
| 156 | Biliary tract | 47 | 30 | 122 | 89 | 240 | 188 | 411 | 339 | 430 | 384 |
| 157 | Pancreas | 178 | 139 | 549 | 488 | 1,332 | 1,212 | 1,765 | 1,617 | 1,378 | 1,295 |
| 158 | Retroperitoneum and peritoneum | 59 | 27 | 57 | 40 | 94 | 71 | 81 | 65 | 45 | 38 |
| 159 | Digestive organs and peritoneum (other and ill-defined sites) | 22 | 17 | 32 | 28 | 100 | 87 | 183 | 157 | 221 | 203 |
| 160 | Nasal cavities | 59 | 27 | 58 | 23 | 100 | 46 | 76 | 37 | 59 | 40 |
| 161 | Larynx | 194 | 40 | 821 | 277 | 1,827 | 669 | 1,533 | 672 | 674 | 429 |
| 162 | Lung | 1,249 | 978 | 4,857 | 3,872 | 13,117 | 10,596 | 17,421 | 14,705 | 10,340 | 9,421 |
| 163 | Pleura | 36 | 30 | 108 | 88 | 229 | 200 | 291 | 267 | 175 | 161 |
| 164 | Thymus, coeur, médiastin | 107 | 47 | 32 | 18 | 54 | 34 | 47 | 37 | 33 | 25 |
| 170 | Bone | 253 | 81 | 88 | 34 | 76 | 33 | 69 | 44 | 80 | 66 |
| 171 | Soft tissues | 297 | 106 | 155 | 45 | 207 | 87 | 223 | 116 | 193 | 131 |
| 172 | Melanoma of skin | 621 | 153 | 494 | 165 | 470 | 165 | 415 | 168 | 263 | 157 |
| 175 | Male breast | 11 | 5 | 48 | 11 | 101 | 23 | 127 | 47 | 79 | 35 |
| 185 | Prostate | 56 | 18 | 1,083 | 189 | 7,386 | 1,410 | 14,389 | 4,343 | 12,292 | 7,197 |
| 186 | Testis | 1,531 | 109 | 148 | 16 | 59 | 7 | 32 | 16 | 23 | 17 |
| 187 | Penis | 51 | 21 | 51 | 13 | 84 | 22 | 100 | 37 | 108 | 66 |
| 188 | Bladder | 648 | 49 | 1,326 | 154 | 3,124 | 671 | 4,572 | 1,417 | 3,794 | 2,097 |
| 189 | Kidney | 476 | 143 | 946 | 338 | 1,653 | 660 | 1,773 | 914 | 1,223 | 824 |
| 190 | Eye | 63 | 13 | 71 | 15 | 95 | 30 | 103 | 42 | 69 | 41 |
| 191 | Brain | 989 | 461 | 566 | 440 | 798 | 694 | 780 | 731 | 428 | 392 |
| 192 | Nervous system (other and unspecified parts) | 79 | 27 | 33 | 9 | 35 | 11 | 42 | 28 | 25 | 17 |
| 193 | Thyroid gland | 398 | 24 | 184 | 25 | 157 | 27 | 139 | 56 | 66 | 38 |
| 194 | Other endocrine glands and related structures | 63 | 25 | 23 | 9 | 52 | 29 | 48 | 31 | 16 | 14 |
| 200 | Lymphosarcoma and reticulosarcoma | 505 | 237 | 386 | 190 | 571 | 303 | 654 | 417 | 447 | 338 |
| 201 | Hodgkin's disease | 1,081 | 141 | 234 | 58 | 161 | 51 | 147 | 79 | 64 | 55 |
| 202 | Other malignant neoplasms of lymphoid and histiocytic tissue | 1,093 | 433 | 910 | 352 | 1,078 | 484 | 1,085 | 674 | 817 | 636 |
| 203 | Multiple myeloma | 99 | 54 | 250 | 157 | 506 | 370 | 753 | 565 | 682 | 577 |
| 204-208 | Leukemia | 698 | 432 | 512 | 318 | 1,009 | 659 | 1,538 | 1,079 | 1,532 | 1,200 |

Source : Quebec Cancer Registry.

**Number of cases studied and deaths within five years of diagnosis by site and age class,
Women, Quebec, from 1984 to 1998**

| ICD-9 | Site | 15-44 | | 45-54 | | 55-64 | | 65-74 | | 75+ | |
|---------|---|-----------------|-----------------|-----------------|-----------------|-----------------|-----------------|-----------------|-----------------|-----------------|-----------------|
| | | Number of cases | Number of death | Number of cases | Number of death | Number of cases | Number of death | Number of cases | Number of death | Number of cases | Number of death |
| 140 | Lip | 16 | 0 | 16 | 1 | 29 | 2 | 50 | 4 | 68 | 20 |
| 141 | Tongue | 56 | 16 | 65 | 23 | 132 | 46 | 132 | 67 | 110 | 79 |
| 142 | Salivary glands | 103 | 12 | 59 | 8 | 72 | 25 | 78 | 24 | 87 | 45 |
| 143 | Gum | 7 | 1 | 11 | 4 | 30 | 10 | 22 | 10 | 44 | 27 |
| 144 | Floor of mouth | 5 | 0 | 36 | 11 | 65 | 21 | 48 | 23 | 42 | 31 |
| 145 | Other and unspecified parts ou mouth | 32 | 4 | 46 | 14 | 61 | 21 | 74 | 32 | 69 | 45 |
| 146 | Oropharynx | 24 | 6 | 55 | 17 | 79 | 34 | 85 | 49 | 49 | 33 |
| 147 | Nasopharynx | 29 | 6 | 20 | 7 | 26 | 16 | 22 | 17 | 21 | 15 |
| 148 | Hypopharynx | 3 | 1 | 18 | 13 | 43 | 28 | 48 | 30 | 24 | 20 |
| 149 | Lip, oral cavity and pharynx (other and ill-defined) | 5 | 1 | 17 | 9 | 39 | 22 | 39 | 31 | 31 | 23 |
| 150 | Oesophagus | 13 | 9 | 43 | 33 | 147 | 118 | 272 | 220 | 359 | 309 |
| 151 | Stomach | 221 | 149 | 311 | 189 | 636 | 444 | 1,182 | 868 | 1,995 | 1,631 |
| 152 | Small intestine | 47 | 22 | 56 | 24 | 84 | 43 | 138 | 82 | 147 | 102 |
| 153-154 | Colo rectal | 1,075 | 403 | 2,405 | 940 | 4,924 | 2,027 | 7,488 | 3,484 | 9,728 | 5,933 |
| 155 | Liver | 62 | 44 | 70 | 54 | 187 | 154 | 316 | 275 | 416 | 386 |
| 156 | Biliary tract | 61 | 45 | 136 | 103 | 317 | 261 | 594 | 504 | 896 | 774 |
| 157 | Pancreas | 129 | 99 | 366 | 310 | 850 | 753 | 1,551 | 1,416 | 2,008 | 1,858 |
| 158 | Retroperitoneum and peritoneum | 71 | 24 | 66 | 30 | 97 | 55 | 142 | 104 | 86 | 75 |
| 159 | Digestive organs and peritoneum (other and ill-defined sites) | 16 | 10 | 38 | 30 | 68 | 51 | 130 | 117 | 381 | 346 |
| 160 | Nasal cavities | 45 | 11 | 36 | 16 | 55 | 20 | 53 | 27 | 63 | 37 |
| 161 | Larynx | 69 | 16 | 229 | 45 | 369 | 106 | 326 | 138 | 151 | 89 |
| 162 | Lung | 1,334 | 950 | 3,019 | 2,201 | 5,304 | 3,971 | 6,269 | 5,001 | 4,151 | 3,657 |
| 163 | Pleura | 20 | 17 | 29 | 26 | 55 | 48 | 76 | 67 | 79 | 68 |
| 164 | Thymus, coeur, médiastin | 46 | 19 | 28 | 12 | 44 | 20 | 42 | 25 | 36 | 26 |
| 170 | Bone | 174 | 35 | 68 | 14 | 51 | 21 | 74 | 38 | 69 | 44 |
| 171 | Soft tissues | 275 | 87 | 126 | 25 | 169 | 64 | 161 | 74 | 201 | 121 |
| 172 | Melanoma of skin | 886 | 122 | 444 | 76 | 402 | 78 | 388 | 109 | 361 | 173 |
| 174 | Female breast | 7,739 | 1,533 | 10,937 | 1,722 | 12,341 | 2,513 | 12,068 | 3,001 | 9,537 | 4,183 |
| 179 | Uterus, part unspecified | 89 | 14 | 103 | 23 | 159 | 55 | 185 | 90 | 207 | 158 |
| 180 | Cervix uteri | 2,088 | 303 | 816 | 244 | 672 | 224 | 708 | 293 | 538 | 355 |
| 182 | Corpus uteri | 508 | 41 | 1,444 | 130 | 2,807 | 406 | 3,090 | 763 | 1,863 | 843 |
| 183 | Ovary | 1,213 | 264 | 1,301 | 539 | 1,576 | 828 | 1,528 | 968 | 1,250 | 987 |
| 184 | Vagina and vulva | 181 | 19 | 132 | 19 | 178 | 51 | 304 | 112 | 465 | 263 |
| 188 | Bladder | 277 | 14 | 453 | 37 | 901 | 143 | 1,379 | 400 | 1,756 | 924 |
| 189 | Kidney | 311 | 77 | 541 | 123 | 931 | 294 | 1,098 | 481 | 1,201 | 782 |
| 190 | Eye | 54 | 5 | 42 | 5 | 61 | 12 | 109 | 33 | 63 | 25 |
| 191 | Brain | 632 | 239 | 378 | 263 | 567 | 490 | 699 | 631 | 544 | 497 |
| 192 | Nervous system (other and unspecified parts) | 64 | 16 | 20 | 3 | 29 | 8 | 49 | 19 | 39 | 28 |
| 193 | Thyroid gland | 1,333 | 20 | 484 | 11 | 400 | 52 | 312 | 76 | 230 | 130 |
| 194 | Other endocrine glands and related structures | 47 | 14 | 39 | 13 | 41 | 20 | 50 | 26 | 31 | 26 |
| 200 | Lymphosarcoma and reticulosarcoma | 273 | 92 | 252 | 89 | 438 | 179 | 614 | 337 | 640 | 439 |
| 201 | Hodgkin's disease | 868 | 72 | 122 | 22 | 107 | 41 | 121 | 60 | 89 | 59 |
| 202 | Other malignant neoplasms of lymphoid and histiocytic tissue | 552 | 122 | 639 | 169 | 927 | 334 | 1,124 | 579 | 1,257 | 913 |
| 203 | Multiple myeloma | 66 | 39 | 149 | 84 | 432 | 277 | 678 | 497 | 919 | 716 |
| 204-208 | Leukemia | 503 | 250 | 338 | 228 | 598 | 390 | 1,061 | 685 | 1,633 | 1,225 |

Source : Quebec Cancer Registry.